



Parks & Recreation Committee
Monday, December 12, 2016
4:30 p.m.

Cameron Park Community Services District
2502 Country Club Drive, Cameron Park

Agenda

Members: Chair Director Margaret Mohr (MM), Vice Chair Director Amy Blackmon (AB)
Alternate Director Holly Morrison (HM)
Staff: General Manager Mary Cahill, Recreation Supervisor Tina Helm,
Parks Superintendent J.R. Hichborn

CALL TO ORDER

ROLL CALL

APPROVAL OF AGENDA

APPROVAL OF CONFORMED AGENDA

OPEN FORUM

At this time, members of the Committee or public may speak on any item not on the agenda that falls within the jurisdiction of this Committee; however, no action may be taken unless the Committee agrees to include the matter on a subsequent agenda.

Principal party on each side of an issue (where applicable) is allocated 10 minutes to speak, individual comments are limited to four minutes and individuals representing a group allocated five minutes. Individuals shall be allowed to speak to an item only once. The Committee reserves the right to waive said rules by a majority vote.

DEPARTMENT MATTERS

PUBLIC COMMENT

Public testimony will be received on each agenda item as it is called. Principal party on each side of an issue (where applicable) is allocated 10 minutes to speak, individual comments are limited to four minutes and individuals representing a group allocated five minutes. Individuals shall be allowed to speak to an item only once. The Committee reserves the right to waive said rules by a majority vote.

I. Updates

- Senior Nutrition Lunch Program

II. Recreation Updates

- Website*
 - Google Analytics – old website compared to new
 - Mailing List and Registration Statistics – monthly update
- Community Center Pool – Revenue and Expenses
 - Public Swim
 - Swim Lessons
 - Programs
 - Contracts
 - Rentals
 - Utilities
- Number of Holiday Rentals to Date
- Special Events – Events through June 30, 2016 and Future Event Status July 1, 2016 through December 31, 2016*
 - Coordinating with Cameron Park Golf Course on programs/events
 - Community Campout, Pooch Plunge & Laps at the Lake, Labor Day at the Pool, Country Fest, Yard Sale, Gold Bug Quilters' Quilt Show, Community Services Showcase, Halloween Carnival & Pumpkin Patch, Old Fashioned Christmas Craft Faire, Santa Run/Pancake Breakfast, Santa Visits, Santa Parade, Sacramento Jazz Orchestra Concert

III. Park Report

General Park Updates

- Bocce Ball
 - Maintenance requirements/costs
 - Longevity
 - Court estimates from other companies
 - Pearl turf info (maintenance, costs, life expectancy) vs. other turf material
 - Master plan of the courts, ADA requirements, walkways, lighting
 - Site Plan
 - Special use permit
 - Timeline
 - Funding options
- Playground Equipment
 - Price comparison to other playground equipment companies with comparable products
 - Determine if this item should go back to the Board
- Cameron Park Lake*
 - Revised Cameron Park Lake Gate Access Permit Draft
 - Key replacement fee increase
 - Cost Estimates for Resurfacing Tennis and Pickle Ball Courts
 - Kiosk Upgrade
 - Sign Board at Cameron Park Lake
 - Exercise Stations

* The items above with asterisks (*) are the follow-up items from previous meetings.

Cameron Park Community Services District
2502 Country Club Drive
Cameron Park, CA 95682



- Revenue and Expenses
 - Partnerships
 - Grants
 - Attendance (2014/2015/2016)
 - Gate Revenue
 - Boat Rentals
 - Concession
 - Lagoon
- Extending the Lagoon Season
- Park and Open Space Weed Abatement

IV. Items for January Committee Agenda

V. Items to take to the Board of Directors

MATTERS TO AND FROM COMMITTEE MEMBERS

ADJOURNMENT



Parks & Recreation Committee
Monday, November 7, 2016
4:30 p.m.

Cameron Park Community Services District
2502 Country Club Drive, Cameron Park

DRAFT Conformed Agenda

Members: Chair Director Margaret Mohr (MM), Vice Chair Director Amy Blackmon (AB)
Alternate Director Holly Morrison (HM)
Staff: General Manager Mary Cahill, Recreation Supervisor Tina Helm,
Parks Superintendent J.R. Hichborn

CALL TO ORDER – 4:30 p.m.

ROLL CALL – MM, AB

APPROVAL OF AGENDA - *Approved*

APPROVAL OF CONFORMED AGENDA - *Approved*

OPEN FORUM - *None*

At this time, members of the Committee or public may speak on any item not on the agenda that falls within the jurisdiction of this Committee; however, no action may be taken unless the Committee agrees to include the matter on a subsequent agenda.

Principal party on each side of an issue (where applicable) is allocated 10 minutes to speak, individual comments are limited to four minutes and individuals representing a group allocated five minutes. Individuals shall be allowed to speak to an item only once. The Committee reserves the right to waive said rules by a majority vote.

DEPARTMENT MATTERS

PUBLIC COMMENT

Public testimony will be received on each agenda item as it is called. Principal party on each side of an issue (where applicable) is allocated 10 minutes to speak, individual comments are limited to four minutes and individuals representing a group allocated five minutes. Individuals shall be allowed to speak to an item only once. The Committee reserves the right to waive said rules by a majority vote.

I. Project Updates

- Northview Park Trail Project
- Mature Leadership Council
 - Schedule programs following the Senior Lunches for seniors (move to December)
 - A *Mature Adults* page has been added to website

II. Recreation Updates

- Website*
 - Google Analytics – old website compared to new – See Attachments
 - Mailing List and Registration Statistics – monthly update
- Community Center Pool – Revenue and Expenses
 - Public Swim
 - Swim Lessons
 - Programs
 - Contracts
 - Rentals
- Number of Holiday Rentals to Date
- Special Events – Events through June 30, 2016 and Future Event Status July 1, 2016 through December 31, 2016*
 - Coordinating with Cameron Park Golf Course on programs/events
 - Community Campout, Pooch Plunge & Laps at the Lake, Labor Day at the Pool, Country Fest, Mommy Market (& Daddy Too!), Gold Bug Quilters' Quilt Show, Community Services Showcase, Halloween Carnival & Pumpkin Patch, Old Fashioned Christmas Craft Faire, Santa Run/Pancake Breakfast, Santa Visits, Santa Parade, Sacramento Jazz Orchestra Concert

III. Park Updates

General Park Updates

- Fifty Plus Room*
 - Heat in restroom
 - Hot water and single sink
 - Parking
 - Facility rental numbers in Social Room and Fifty Plus Room
- Bocce Ball – Federation Requirements for Tournaments
 - Number of courts
 - Size of courts
 - Type of turf
 - Return on investment for tournament courts
 - Lighting
 - Cost of covers for the courts, maintenance, seating, shed for supplies
- Lighting at Rasmussen Park
 - Special use permit status
- Park Impact Fees
- Open Space and Developed Parkland Areas
- Playground Equipment
 - Summary of American's with Disabilities Act (ADA) requirements needed for the current playground equipment
 - Timeline of when improvements would have to be completed
 - Price comparison to other playground equipment companies with comparable products
 - Determine if this item should go back to the Board

* The items above with asterisks (*) are the follow-up items from previous meetings.



- Cameron Park Lake*
 - Revised Cameron Park Lake Gate Access Permit Draft
 - Cost Estimates for Resurfacing Tennis and Pickle Ball Courts
 - Kiosk Upgrade
 - Gazebo Repair
 - Entrance to Cameron Park Lake Signage Ideas
 - Exercise Stations
 - Revenue and Expenses – See Attachment
 - Attendance (2014/2015/2016)
 - Gate Revenue
 - Boat Rentals
 - Concession
 - Lagoon

IV. Items for December Committee Agenda

- *Mature Leadership Council*
 - *Schedule programs for seniors following the Senior Lunches*
- *Google Analytics (year to year)*
- *Mailing List and Registration Statistics*
- *Community Center Pool – Revenue and Expenses*
- *Number of Holiday Rentals to Date*
- *Special Events*
- *Bocce Ball*
 - *Maintenance requirements/costs*
 - *Longevity*
 - *Court estimates from other companies*
 - *Pearl turf info (maintenance, costs, life expectancy) vs. other turf material*
 - *Master plan of the courts, ADA requirements, walkways, lighting*
 - *Site Plan*
 - *Special use permit*
 - *Timeline*
 - *Funding options*
 - *Take to Board in January*
- *Resurfacing Tennis and Pickle Ball Courts*
- *Kiosk Upgrade*
- *Gazebo Repair*
- *Sign Boards at Cameron Park Lake*
- *Entrance to Cameron Park Lake (defer to January)*
- *Exercise Stations*
- *Playground Equipment*
- *Cameron Park Lake Convenience Gate Access Permit for 2017*
 - *Key replacement fee increase*

- *Cameron Park Lake Revenue and Expenses*
 - *Partnerships*
 - *Grants*
- *Extending Cameron Park Lake Lagoon Season*

V. Items to take to the Board of Directors

None

MATTERS TO AND FROM COMMITTEE MEMBERS

ADJOURNMENT – *6:11 p.m.*

* The items above with asterisks (*) are the follow-up items from previous meetings.

Parks & Recreation Committee Meeting

December 12, 2016

I. Updates

Senior Nutrition Lunch Program

The El Dorado County Board of Supervisors met on December 6th and ajenized the discussion for the future of the Senior Nutrition Program in Cameron Park. Summary is that the El Dorado County Health and Human Services Agency (HHSA) staff will try to find funding for the program February – June with HHSA funds. Community Services District (CSD) staff and HHSA staff have begun working together to enter in an agreement. CSD will offer the facility at no cost and HHSA will provide services identical to other Senior Nutrition Program sites.

II. Recreation Updates

Submitted by: Tina Helm, Recreation Supervisor

A. Website

- Google Analytics – old website compared to new – please find the following information from the date range of November, 2015 and November, 2016 - see Attachment A
- The October newsletter for 2015 was sent out to 3,269 recipients through Mailchimp. The 2016 October newsletter was sent out to 3,474 recipients through Mailchimp. This is an increase of approximately 6%.

B. Community Center Pool Review – Revenue & Expenses – see Attachment B

- Public Swim
- Swim Lessons
- Programs
- Contracts
- Rentals
- Utilities

C. Number of Holiday Rentals to Date

There are currently eleven confirmed reservations plus a Wrestling Event held on December 3. Last year we had eleven confirmed reservations at this time.

D. Special Events

Coordinating with Cameron Park Golf Course on programs/events - Staff contacted the Executive Sales Director from the golf course and will be scheduling a meeting with her, the General Manger from the Golf Course and CSD staff in the near future to discuss possible programs and events. The meeting will be scheduled with the Country Club after the holidays.

Old Fashioned Christmas Craft Faire

The Craft Faire was held on Saturday, November 19th at the Community Center from 10am to 4pm. There were 80 vendors that participated at the event, last year we had 76 vendors. The overflow and food vendors were placed outside. The rain did come in but the attendance was busy throughout the day – estimated attendance was over 700+. Vendors' responses were above average. Event report to follow once all expenses are reconciled.

Santa Run/Pancake Breakfast

The Santa Run/Pancake Breakfast was held on Saturday, December 3rd at the Community Center. Check in for the run starts at 7am; run starts at 8am. Entrance fee for the run includes breakfast. Pancake Breakfast is served from 8am to 12pm. \$5 for pancakes, bacon, eggs, orange juice and coffee. At the close of the day on Friday, December 2 there were 98 runners pre-registered. An additional 20 registered the morning of the race, for a total of 118 runners, last year there was a total of 78 runners. Event report to follow once all expenses are reconciled

Santa Visits

Santa Visits are available on December 13th, 14th, 15th & 19th. Santa will come to your home and spend a short time talking to your children. Sign-ups have begun. There are a total of 24 visits. 16 sign ups to date.

Santa Parade

The Santa Parade is scheduled for Friday – Sunday, December 9th-11th with a rain date of Friday-Sunday, December 16th-18th. Santa Claus will be driving through Cameron Park accompanied by the Cameron Park Fire Department. The route of the parade is posted on the website.

Sacramento Jazz Orchestra Holiday Concert

The concert is scheduled for Wednesday December 14th. The doors open at 6pm with the music beginning at 7pm. Tickets are available for purchase at Bel Air, Shingle Springs/Cameron Park Chamber of Commerce, and the District office, or on line at www.showclix.com. The Cameron Park Foundation will be selling snacks and beverages at this event. In 2015 189 tickets were sold, to date 88 tickets have been purchased.

III. Park Report

Submitted by: J.R. Hichborn, Parks Superintendent

With the changing of the season all of our seasonal staff has been laid off. There is still plenty of work to be done though and where in the past few months staff has been focused on keeping the turf cut at a certain height and the weeds sprayed, they are now focusing their efforts on picking up leaves and removing fallen limbs. Burn piles that were created during the summer months are now being removed as intended. The restrooms and playgrounds are still getting attention regularly but instead of daily it has turned into a three days a week. On the rainiest of days parks staff will be able to lend a hand to the facility staff on projects like painting and deep cleaning of certain areas.

Cameron Park Lake

A company provided a playground inspection last month and a third company came out and did a site walk on the tennis/pickle ball courts. This quote is pending.

Rasmussen Park

The Rasmussen Park site plan has been edited and submitted to the county a couple months ago. The edited version includes four bocce ball courts, ball field lights, two shade structures, a volleyball court and a batting cage. Our hearing date with the county is pending and expected to be sometime in January. Ninety yards of playground chips have been added to the two playground areas per the latest inspection report.

Christa McAuliffe Park

Staff removed a damaged bench from the skate park. It was an original bench and just became unsafe after years of wear and tear. Trash cans and some chain inside the skate park have also been replaced.

Weed Abatement

- The issue with the private property owner at Gateway Park has been resolved. Staff successfully uncovered three property survey markers and found identifying numbers on them that correspond with the map filed at the County Surveyor's Office. Staff will be installing a fence to keep the property owner from intruding onto District property again.
- The crew has continuously been clearing the perimeter of a minimum of 30 feet around the park. It is estimated that approximately 75% is done and this is the most that's been completed in the last 10+ years.
- The fence has been replaced which was damaged by a tree that fell a while ago from our Community Center creek open space area.

Landscape, Lighting and Assessment Districts (LLADs)

Northview Park is open and the trail is now accessible to the public. Staff installed Department of Transportation approved trail signage at both entrances to the park. Leaves keep falling and staff is staying hard at work to keep the LLAD properties looking as pristine as they should.

Community Center

Christmas is coming and the decorations are up. Last year wreaths were hung and this year LED lights have been added to the fence around the pool. The lights are on a timer and will come on at 4:30 p.m. and turn off at midnight seven days a week. The pool is now down for the season but is being turned on once a week to keep it from turning unsightly.

Vandalism

On Sunday, December 4th, a trash can was set on fire inside of the men's restroom at Rasmussen Park. The vandals also tried to light the paper towel dispensers on fire inside of the women's restroom but were unsuccessful. Staff contacted the El Dorado County Sheriff's Office and CAL Fire. An online police report was submitted and a fire prevention officer from CAL fire came on site and did their own arson report. Staff has ordered new tiles to replace the damaged ones and they will be installed as soon as they arrive.

General Park Updates

Northview Trail Project

The newly constructed trail at Northview Park is open to the residents. The barriers were removed Saturday December 3rd.

Bocce Ball

Staff continues to follow up with other public agencies for additional information. The City of Davis just installed bocce ball courts and staff will contact with them.

Maintenance requirements/cost estimates (two courts)

- Pure organic, granite or clay courts require high maintenance including raking, wetting and rolling after each use. (1 hour a day, 7 days a week = \$9,100 annually)
- Pacific pearl courts require very minimal maintenance. Leaf clean up from time to time. Weekly blowing out any dirt and dust. (1 hour a day, 1 day a week = \$1,300 annually)
- Synthetic turf courts require the least amount of maintenance leaf clean up from time to time. (1 hour per day, 1 day every other week = \$650 annually)

Longevity

The life expectancy of a synthetic turf court varies depending on the usage but an average court should last 10 or more years.

Court estimates from other companies

These estimates were not based on a specific spread sheet so there could be a lot of factors that dictate the difference in price

- Company #1 \$ 69,750 per court
- Company #2 \$ 20,000 per court

Pearl Turf Info

See *Maintenance requirements/cost estimates*.

Master Plan of the Courts

Staff is currently researching a master plan.

Site Plan

See *Parks Report* (Rasmussen Park).

Special Use Permit

We are expecting to have our hearing in January for the revised special use permit.

Timeline

- 1) Submit a revised site plan
- 2) Have a draft revised site plan approved by the county
- 3) Ask the CSD board of directors for direction on where to pursue Bocce courts
- 4) Have a site plan and specs drawn up for contractors to bid
- 5) Get three bids from contractors registered with the department of industrial relations
- 6) Award contract to the lowest bidder

7) Have contractor build the allowed number of courts in the approved area per budget approval
Funding Options

- Capital Improvement Plan list
- Sponsorship money
- Donations
- Fundraisers

Playground Equipment

- Option #1 \$130,000 installed after grant
- Option #2 \$72,000 installed after grant
- Option #3 Pending

Cameron Park Lake

Key replacement fee increase (see Attachment C)

Currently the replacement fee is \$25 Staff proposes that we increase the fee to \$50. This increase is due to the expense of staff time which includes communication with the resident, ordering a replacement key, picking up the replacement key and then delivering it to the resident.

Cost estimates for resurfacing tennis and pickle ball courts

- Resurfacing quotes
 - First estimate \$29,625
 - Second estimate \$36,500
 - Third estimate \$34,070
- Fencing and pole quotes
 - First estimate \$9,932
 - Second estimate \$10,596
 - Third estimate Cannot use as the vendor is not registered with Department of Industrial Relations

Kiosk upgrade

A company came out and looked at improving the front entrance kiosk area. To widen the asphalt, pour a foundation and stub out water and electricity. His rough estimate was \$35,000.

Gazebo repair

Two contractors came out and looked at the gazebo. Their bids are pending.

Sign Board at Cameron Park Lake

Please see sample design (Attachment D).

Exercise Stations

Currently being researched.

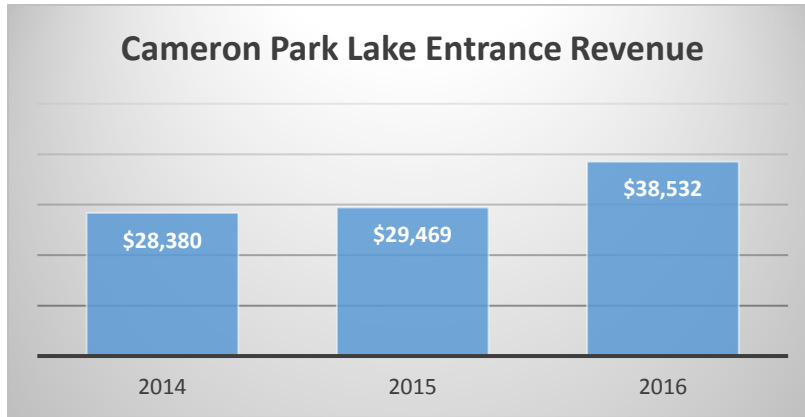
Cameron Park Lake Revenue and Expenses

See Attachment E.

Lake Entrance Revenue for 2014/2015/2016

	Year	Non-Residents	Residents	Seniors	Total	Passes**
May - Sept	2014	1,991	5,719	614	8,324	136
May - Sept	2015	1,749	6,082	1,229	9,060	867
May - Sept	2016	3,449	6,313	1,174	10,936	4,572

** Passes in 2014 and 2015 were day passes for events.
2016 includes season passes and day passes for events.



Boat Rentals – 2016

There were 133 paddle boat rentals during the course of the summer. Kayaks were purchased in the middle of July. Due to the late purchase and limited time to market, the kayaks were not rented out during the season.

Concessions - 2016

The concession stand revenue was \$5,649 for the summer.

Lagoon Expenses – 2016 (per month)

Chemicals	\$14,300
Utilities	\$ 9,300
Labor	<u>\$ 1,000</u>
Total	<u>\$24,600</u>

Extending the Lagoon Season

See Attachment F.

Park and Open Space Weed Abatement

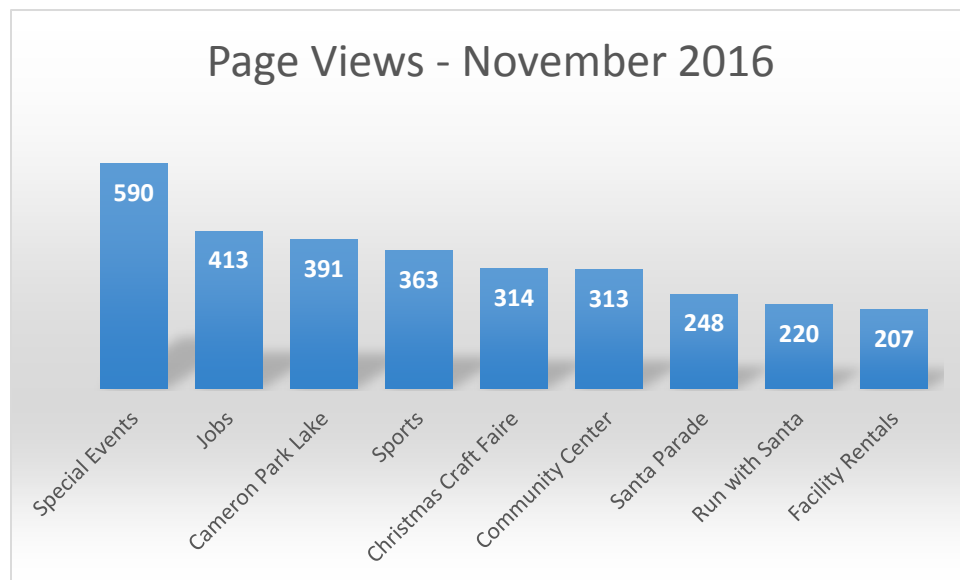
See Attachment G.

Summary of Google Analytics on the Cameron Park Community Services District Website

The information below compares the month of November 2015 to November 2016.

<i>Item</i>	2015	2016	Difference
<i>Sessions</i> ¹	3,243	4,470	+38%
<i>Users</i> ²	2,557	3,352	+31%
<i>Pageviews</i> ³	6,382	9,149	+43%
<i>Pages/Session</i> ⁴	1.97	2.05	+4%
<i>Time Per Session</i> ⁵	00:01:22	00:01:35	+10%

Below are the most visited web pages:



¹ A **“session”** is defined as “a group of interactions that take place on the website within a given time frame.” The session starts when a user enters the website and end when they leave.

² **“Users”** defines how many people came to the website. Where sessions are created any time someone comes to the website, this number is unique to the number of people that came to the website and will not increase if someone comes multiple times.

³ The number of **pageviews** represents the overall number of times pages on the website have been viewed during the chosen timeframe. If a user navigates through a few pages during their time on the website, this number will increase every time they access a page.

⁴ **Pages/Session** given an average representation of how many pages users visited during their time on the website.

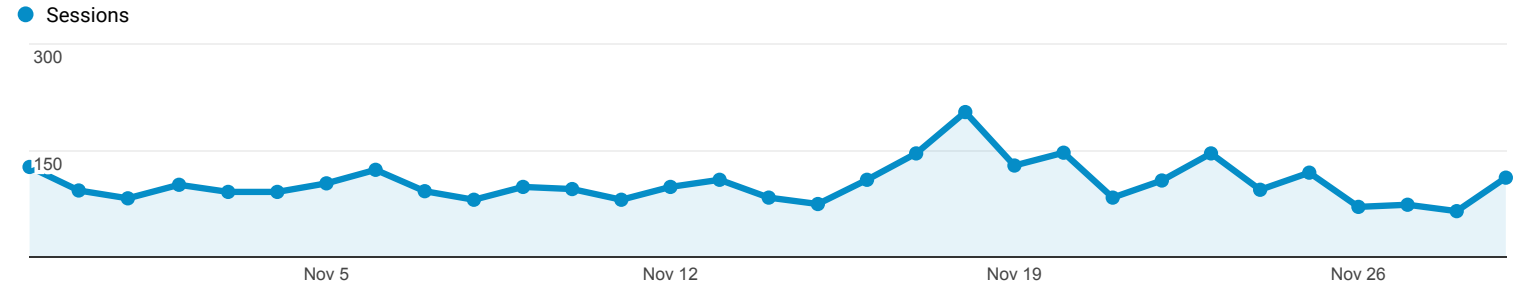
⁵ **Time per session** measures how long users spent on the website.

Oct 30, 2015 - Nov 29, 2015

Audience Overview

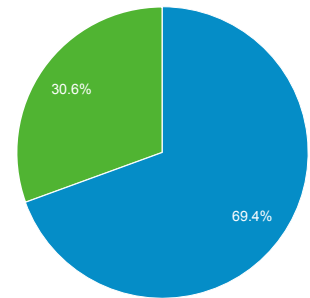
All Users
100.00% Sessions

Overview



Sessions 3,243	Users 2,557	Pageviews 6,382
Pages / Session 1.97	Avg. Session Duration 00:01:22	Bounce Rate 64.94%
% New Sessions 69.41%		

■ New Visitor ■ Returning Visitor



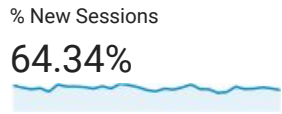
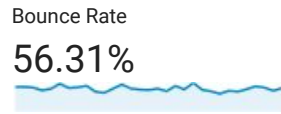
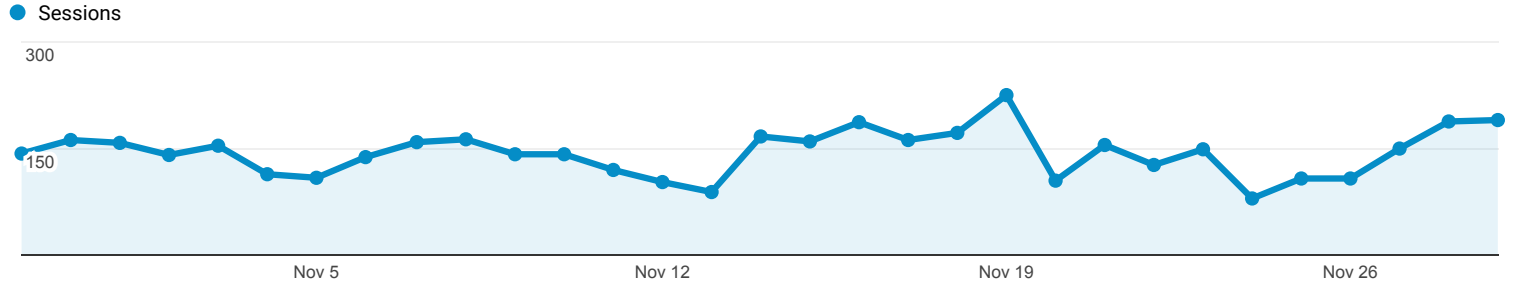
Language	Sessions	% Sessions
1. en-us	2,794	86.15%
2. (not set)	367	11.32%
3. en	19	0.59%
4. en-gb	17	0.52%
5. en-au	16	0.49%
6. c	10	0.31%
7. de	4	0.12%
8. fr	3	0.09%
9. en-ca	2	0.06%
10. es-us	2	0.06%

Oct 30, 2016 - Nov 29, 2016

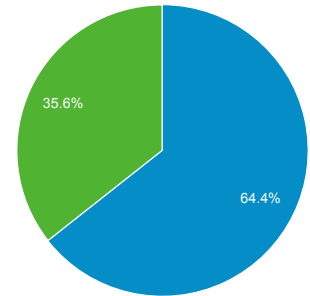
Audience Overview

All Users
100.00% Sessions

Overview



■ New Visitor ■ Returning Visitor



Language	Sessions	% Sessions
1. en-us	4,178	93.47%
2. Secret.google.com You are invited! Enter only with this ticket URL. Copy it. Vote for Trump!	109	2.44%
3. (not set)	96	2.15%
4. c	19	0.43%
5. es-es	11	0.25%
6. en-gb	10	0.22%
7. en-au	8	0.18%
8. es	6	0.13%
9. zh-cn	5	0.11%
10. vi	4	0.09%

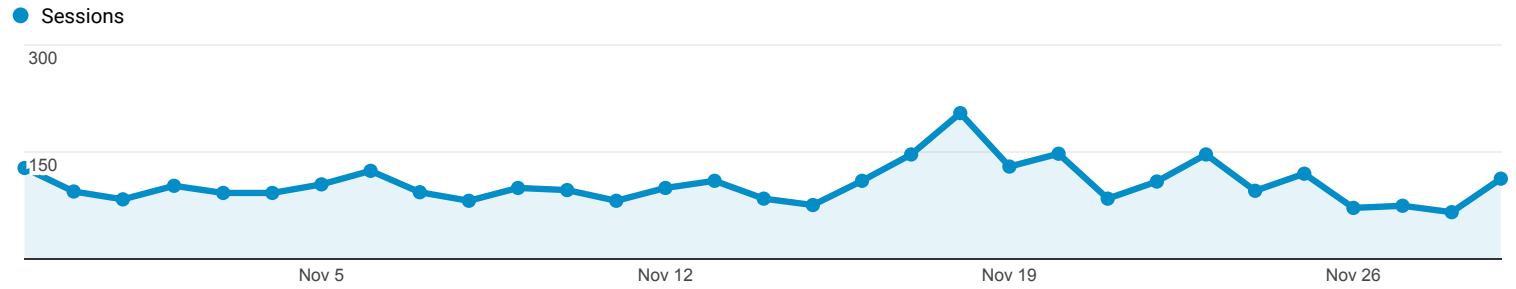
Oct 30, 2015 - Nov 29, 2015

New vs Returning

All Users
100.00% Sessions

Explorer

Summary



User Type	Acquisition			Behavior			Conversions		
	Sessions	% New Sessions	New Users	Bounce Rate	Pages / Session	Avg. Session Duration	Goal Conversion Rate	Goal Completions	Goal Value
	3,243 % of Total: 100.00% (3,243)	69.44% Avg for View: 69.41% (0.04%)	2,252 % of Total: 100.04% (2,251)	64.94% Avg for View: 64.94% (0.00%)	1.97 Avg for View: 1.97 (0.00%)	00:01:22 Avg for View: 00:01:22 (0.00%)	0.00% Avg for View: 0.00% (0.00%)	0 % of Total: 0.00% (0)	\$0.00 % of Total: 0.00% (\$0.00)
1. New Visitor	2,252 (69.44%)	100.00%	2,252 (100.00%)	63.63%	2.04	00:01:18	0.00%	0 (0.00%)	\$0.00 (0.00%)
2. Returning Visitor	991 (30.56%)	0.00%	0 (0.00%)	67.91%	1.81	00:01:31	0.00%	0 (0.00%)	\$0.00 (0.00%)

Rows 1 - 2 of 2

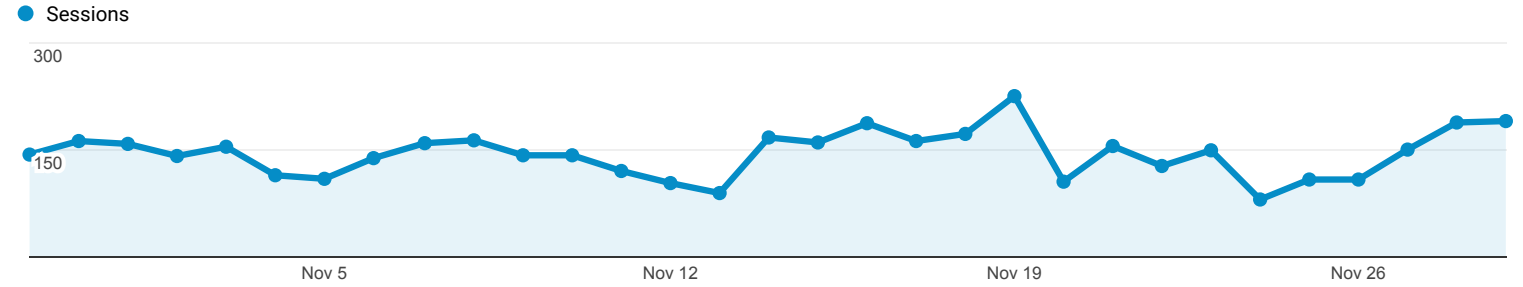
Oct 30, 2016 - Nov 29, 2016

New vs Returning

All Users
100.00% Sessions

Explorer

Summary



User Type	Acquisition			Behavior			Conversions		
	Sessions	% New Sessions	New Users	Bounce Rate	Pages / Session	Avg. Session Duration	Goal Conversion Rate	Goal Completions	Goal Value
	4,470 % of Total: 100.00% (4,470)	64.36% Avg for View: 64.34% (0.03%)	2,877 % of Total: 100.03% (2,876)	56.31% Avg for View: 56.31% (0.00%)	2.05 Avg for View: 2.05 (0.00%)	00:01:35 Avg for View: 00:01:35 (0.00%)	0.00% Avg for View: 0.00% (0.00%)	0 % of Total: 0.00% (0)	\$0.00 % of Total: 0.00% (\$0.00)
1. New Visitor	2,877 (64.36%)	100.00%	2,877 (100.00%)	56.86%	2.03	00:01:25	0.00%	0 (0.00%)	\$0.00 (0.00%)
2. Returning Visitor	1,593 (35.64%)	0.00%	0 (0.00%)	55.30%	2.08	00:01:53	0.00%	0 (0.00%)	\$0.00 (0.00%)

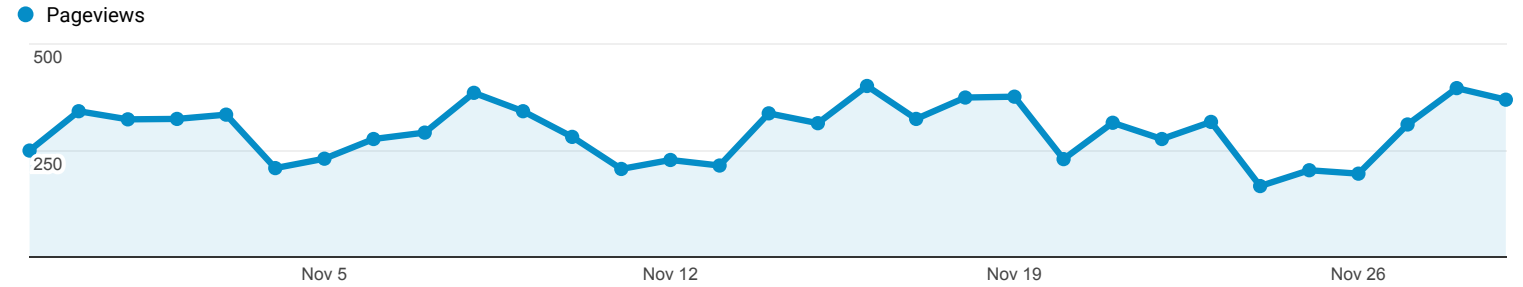
Rows 1 - 2 of 2

Oct 30, 2016 - Nov 29, 2016

Pages

All Users
100.00% Pageviews

Explorer



Page	Pageviews	Unique Pageviews	Avg. Time on Page	Entrances	Bounce Rate	% Exit	Page Value
	9,149 % of Total: 100.00% (9,149)	7,403 % of Total: 100.00% (7,403)	00:01:31 Avg for View: 00:01:31 (0.00%)	4,470 % of Total: 100.00% (4,470)	56.31% Avg for View: 56.31% (0.00%)	48.86% Avg for View: 48.86% (0.00%)	\$0.00 % of Total: 0.00% (\$0.00)
1. /	2,969 (32.45%)	2,429 (32.81%)	00:01:36	2,338 (52.30%)	46.75%	48.00%	\$0.00 (0.00%)
2. /recreation/special-events/	590 (6.45%)	464 (6.27%)	00:01:05	160 (3.58%)	46.88%	35.76%	\$0.00 (0.00%)
3. /about-cpcsd/jobs-cameron-park/	413 (4.51%)	280 (3.78%)	00:02:53	176 (3.94%)	68.75%	60.05%	\$0.00 (0.00%)
4. /parks-facilities/cameron-park-lake/	391 (4.27%)	338 (4.57%)	00:02:02	214 (4.79%)	77.10%	69.05%	\$0.00 (0.00%)
5. /recreation/sports/	363 (3.97%)	295 (3.98%)	00:02:16	150 (3.36%)	77.33%	68.04%	\$0.00 (0.00%)
6. /events/old-fashioned-christmas-craft-faire/	314 (3.43%)	272 (3.67%)	00:03:00	199 (4.45%)	84.42%	76.75%	\$0.00 (0.00%)
7. /parks-facilities/community-center/	313 (3.42%)	271 (3.66%)	00:01:24	174 (3.89%)	60.34%	53.35%	\$0.00 (0.00%)
8. /events/santa-parade/	248 (2.71%)	184 (2.49%)	00:01:36	63 (1.41%)	71.43%	54.03%	\$0.00 (0.00%)
9. /events/cameron-parks-run-with-santa/	220 (2.40%)	182 (2.46%)	00:02:08	110 (2.46%)	75.45%	62.73%	\$0.00 (0.00%)
10. /parks-facilities/rentals/	207 (2.26%)	156 (2.11%)	00:01:00	33 (0.74%)	72.73%	43.48%	\$0.00 (0.00%)

Rows 1 - 10 of 348

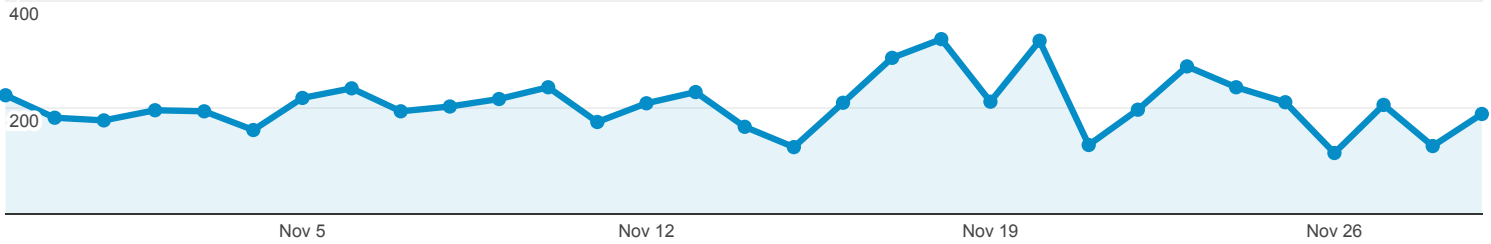
Oct 30, 2015 - Nov 29, 2015

Pages

All Users
100.00% Pageviews

Explorer

Pageviews



Page	Pageviews	Unique Pageviews	Avg. Time on Page	Entrances	Bounce Rate	% Exit	Page Value
	6,382 % of Total: 100.00% (6,382)	5,114 % of Total: 100.00% (5,114)	00:01:24 Avg for View: 00:01:24 (0.00%)	3,243 % of Total: 100.00% (3,243)	64.94% Avg for View: 64.94% (0.00%)	50.81% Avg for View: 50.81% (0.00%)	\$0.00 % of Total: 0.00% (\$0.00)
1. /community_center.html	740 (11.60%)	585 (11.44%)	00:02:13	404 (12.46%)	61.14%	53.78%	\$0.00 (0.00%)
2. /recreation.html	740 (11.60%)	564 (11.03%)	00:01:11	468 (14.43%)	47.65%	40.00%	\$0.00 (0.00%)
3. /recreation_guide.html	469 (7.35%)	356 (6.96%)	00:01:48	148 (4.56%)	56.08%	52.03%	\$0.00 (0.00%)
4. /special_events.html	438 (6.86%)	339 (6.63%)	00:01:21	233 (7.18%)	57.51%	51.60%	\$0.00 (0.00%)
5. /fire_and_emergency_services.html	292 (4.58%)	238 (4.65%)	00:00:57	192 (5.92%)	49.48%	46.92%	\$0.00 (0.00%)
6. /cameron_park_lake.html	254 (3.98%)	201 (3.93%)	00:02:04	158 (4.87%)	67.72%	55.91%	\$0.00 (0.00%)
7. /online_registration.html	247 (3.87%)	207 (4.05%)	00:03:23	107 (3.30%)	77.57%	66.40%	\$0.00 (0.00%)
8. /ccrs.html	227 (3.56%)	183 (3.58%)	00:03:42	148 (4.56%)	83.78%	69.60%	\$0.00 (0.00%)
9. /contact_us.html	224 (3.51%)	200 (3.91%)	00:01:34	123 (3.79%)	81.30%	71.43%	\$0.00 (0.00%)
10. /csd_info_overview.html	215 (3.37%)	173 (3.38%)	00:00:34	78 (2.41%)	34.62%	28.84%	\$0.00 (0.00%)

Rows 1 - 10 of 60

Cameron Park Pool 2014, 2015 & 2016 Revenue and Expenses

Submitted by: Tina Helm - Recreation Supervisor

Aquatic Center Pool Cost Analysis

Attachment B

DRAFT

Revenue	DRAFT						Expenses	2014		2015		2016										
	2014	2015	2016	2014	2015	2016		approx hr	approx hr	approx hr	2014	2015	2016									
Pool Passes	140	\$ 22,172	134	\$ 22,603	44	\$ 6,161	Staff															
		545 people		527 people			Lifeguard	\$11.20	5620	\$	62,944	5835	\$11.45	\$	66,811	5338	\$	12.65	\$	67,526		
Family Pass - @\$155	92	\$ 14,260	109	\$ 16,895	31	\$ 4,805	pool entrance	\$10.50	475	\$	4,988	445	\$11.00	\$	4,895	450	\$	12.00	\$	5,400		
Individual Pass - @\$70	16	\$ 1,120	10	\$ 700	4	\$ 280	(includes concession sales)															
Senior Pass - @\$65	9	\$ 585	6	\$ 390	2	\$ 130	Concession supplies			\$	350		\$	400						\$	450	
Non-Resident Family Pass - @\$195	18	\$ 3,510	9	\$ 1,755	3	\$ 585																
Non-Resident Individual Pass - @\$90	5	\$ 450	0	\$ -	4	\$ 360																
Non-Resident Senior Pass - @\$80	0	\$ -	0	\$ -																		
combo passes	21	\$ 2,247	26	\$ 2,863	519	\$ 26,612	50% Instructors - aerobics/mermaid		\$	2,112		\$	1,562							\$	2,880	
Swim Lesson																						
Group Lesson	382	\$ 21,000	324	\$ 22,362	520	\$ 27,874	Electricity		\$	24,658		\$	12,325							\$	18,400	
Private Lessons	88	\$ 6,990	86	\$ 6,665	82	\$ 6,950	Chemicals		\$	19,204		\$	24,311							\$	28,000	
							Propane		\$	2,119		\$	1,392							\$	10,250	
Pool Parties	31	\$ 1,835	25	\$ 1,325	19	\$ 1,140	Equipment Costs		\$	8,000		\$	8,000							\$	9,000	
School Pool Parties	4	\$ 1,882	4	\$ 2,467	6	\$ 3,900	Household Supplies		\$	1,000		\$	1,000							\$	1,200	
							Maintenance Staff/Labor Costs		\$	10,000		\$	10,000								\$	12,000
Water Aerobics	910	\$ 5,118	558	\$ 3,349	1006	\$ 5,717	Admin Staff Costs		\$	2,000		\$	2,000							\$	2,250	
Lap Swim	85	\$ 808	143	\$ 1,194	165	\$ 1,241	Government Fees & Permits		\$	3,250		\$	3,250							\$	3,250	
Mermaid program					20	\$ 915			\$	140,625		\$	135,946							\$	160,606	
Daily Pool Entry	4591	\$ 18,371	4525	\$ 18,036	4338	\$ 17,086																
Concession		\$ 568		\$ 908		\$ 981																
Subtotal		\$ 78,744		\$ 78,909		\$ 98,576																
Swim Team Summer		\$ 33,131		\$ 33,305		\$ 27,134																
Swim Team Fall		\$ 18,000		\$ 19,350		\$ 21,246																
		\$ 129,875		\$ 131,564		\$ 146,956																

2014		2016	
Total Expenses	\$ 140,625	Total Expenses	\$ 160,606
Total Revenue	\$ 129,875	Total Revenue	\$ 146,956
Net	\$ (10,750)	Net	\$ (13,649)

2015	
Total Expenses	\$ 135,946
Total Revenue	\$ 131,564
Net	\$ (4,383)

**** Please note cost does not include items such as:
Pool covers, pool tiles, concrete sealant, lane lines,
starting blocks, computer etc.
** Does not include Recreation Supervisor or Parks Superintendent's
time**

CAMERON PARK LAKE CONVENIENCE GATE ACCESS PERMIT FOR 2017

This permit is between the **CAMERON PARK COMMUNITY SERVICES DISTRICT (District)** and the undersigned Cameron Park Lake Recreational Area Private Gate Access **User (User)**. Per the terms and conditions of this permit, the **District** may grant to Private Gate **User**, and **User's** registered household, access to the Cameron Park Lake (CPL) recreational area. **User** agrees to the following terms and conditions.

User shall complete an annual season pass registration application identifying members of **User's** household who will be entitled to use the gate access and season pass. The fee for the season pass will be based on the Season Pass Fee Schedule pass-type selection. The Season Pass Policy as shown on the registration form will be followed by **User** and all members of **User's** household.

The **District** shall provide a lock with two keys to each Home Owners' Association (HOA) president. Additional keys will need to be made for each HOA member. (The HOA will need to provide **District** with list of key owners.) If the original key is lost, there will be a **\$25 - \$50 (to cover staff costs involved)** fee to cover administrative and service costs. Fees must be paid by May 1, 2017.

User acknowledges that in the event **User** or members of **User's** household violates any of the provisions of this permit, **District** may revoke **User's** privileges under this permit. Upon revocation and receipt of written notice stating the reason for such revocation, the gate will be secured with a District lock. **User**, and **User's** registered household members, will not permit persons other than registered members of the **User's** household to enter the lake area by use of the gate access. The terms of this permit are not transferable.

Special Note

Convenience gate access to Cameron Park Lake is limited to the **park** hours of operation – 7:00 a.m. to dusk

The CONVENIENCE GATE ACCESS PERMIT does **not** apply to ticketed special events, which include, but are not limited to:

- *Annual Summer Spectacular* – CPL will be closed the Friday prior to this event. Access to the event will only be through the main gate and a wristband must be purchased and worn.
- *Cameron Park Community Campout* – CPL will have partial closure July 22nd and July 23rd. See website www.cameronpark.org for details.
- Other special events may apply

Park regulations will be followed by all **Users** of the facility, including but not limited to: entering the facility only during regular park hours; not placing any structures within the recreational area; trimming or altering any vegetation or landscaping within that area without permission from the **District**; keeping the access gate locked when not in use.

Special Note

At no time is the access gate to CPL to be left unlocked. If the **User** is found out of compliance with this regulation, the following actions will be taken:

- *First offense* – A letter will be sent to the **User** and the access gate will be locked for three days.
- *Second offense* – A letter will be sent to the **User** and the access gate will be locked for two weeks.
- *Third offense* – A letter will be sent to the **User** and the access gate will be permanently locked for the rest of the season.

User agrees to indemnify and hold the **District** harmless for any claims, demands, actions, judgment, or other liabilities for injury or death of persons, or for property damage, arising from or in connection with **User** or **User's** household members for exercised privileges conferred by this Agreement.

The Cameron Park Lake Recreational Area Private Gate Access **User**, or his or her legal guardian, has read the CONVENIENCE GATE ACCESS PERMIT description and understands the nature and content of the CONVENIENCE GATE ACCESS PERMIT and in consideration of being permitted access to the recreational area agrees as follows: In consideration of his/her access to the Cameron Park Lake recreational area owned by the Cameron Park Community Services District (CSD), I, for myself, my spouse, and my child, do release and forever discharge the CSD, its directors, employees and instructors from any and every claim, demand, action or right of action arising from or by reason of any bodily injury or personal injuries, death or property damage which may occur as a result of his/her activities in connection with **User's** access to the recreational area. Cameron Park Community Services District does not have or provide medical or accident insurance for persons involved in programs sponsored by the Cameron Park Community Services District.

I agree to abide by the terms and conditions as stated above in this permit.

Print name: _____

Signature: _____ Date: _____

Address: _____

SAMPLE COMMUNITY SIGN BOARDS



Cameron Park Lake 2014, 2015 & 2016 Revenue and Expenses

DRAFT

Attachment E

Submitted by: Tina Helm - Recreation Supervisor

Revenue	2014		2015		2016		Expenses	2014		2015		2016	
Passes							Based on 2014 data	Based on 2015 data	Based on 2016 data				
Lake Passes	169	\$ 18,612	187	\$ 21,085	63	\$ 32,089	May 24 - August 10, 2014	May 23 - August 9, 2015	May 28 - August 7, 2015				
	Passes		Passes				2014						
Gate Passes	94	187 people	100	186 people	25	49 people	Staff	Base	Average	Cost/Day			
Family Pass - @\$138	26	\$ 3,588	31	\$ 4,278	8	\$ 1,104	Booth	May 16 to September 1					
Individual Pass - @\$97.75	24	\$ 2,346	25	\$ 2,444	3	\$ 293	98 days	ave. hours					
Senior one party pass - @\$58.65	28	\$ 1,642	25	\$ 1,466	14	\$ 821	7am - 7pm	12hr/day 1176	\$ 11.00	\$ 132.00			
Senior two party pass - @\$97.75	16	\$ 1,564	19	\$ 1,857			2015				\$ 12,936	\$ 13,728	\$ 15,264
Sub total		\$ 9,140		\$ 10,045		\$ 2,218	Booth	May 12 to September 7					
Resident Passes	Passes		Passes				104 days	ave.					
	69	175 people	78	168 people	32	54 people	7am - 7pm	12hr/day 1248	\$ 11.00	\$ 132.00			
Family Pass - @\$120	31	\$ 3,660	30	\$ 3,600	10	\$ 1,200	2016						
Individual Pass - @\$85	5	\$ 425	8	\$ 680	9	\$ 765	Booth	May 19 to September 18					
Senior one party pass - @\$51	18	\$ 901	24	\$ 1,224	12	\$ 612	106 days	ave.					
Senior two party pass - @\$85	15	\$ 1,275	16	\$ 1,360	1	\$ 85	7am - 7pm	12hr/day 1272	\$ 12.00	\$ 144.00			
Sub total		\$ 6,261		\$ 6,864		\$ 2,662	2014						
Non-Resident Passes	Passes		Passes				Lifeguard	May 24 to August 10					
	6	16 people	9	26 people	6	13 people	79 days	ave. hours					
Non-Resident Family Pass - @\$181	4	\$ 724	5	\$ 925	1	\$ 181	11am - 7pm	22 hr/day 1738	\$ 11.25	\$ 247.50			
Non-Resident Individual Pass - @\$120	2	\$ 240	1	\$ 120	1	\$ 120	2015				\$ 19,553	\$ 18,383	\$ 18,700
Non-Resident Senior Pass - @\$74		\$ -	2	\$ 148	4	\$ 296	Lifeguard	May 23 to August 9					
Non-Resident 2 Party Senior - @ \$120		\$ -	1	\$ 120			76 days	ave.					
Sub total		\$ 964		\$ 1,313		\$ 597	11am - 7pm	21.50 hr/day 1634	\$ 11.25	\$ 241.88			
Pool/Lake Combo Passes	Passes		Passes				2016						
	21	64 people	26	83 people	660		Lifeguard	May 28 to August 7					
Family Gate pass - @\$268	2	\$ 536	1	\$ 268	17	\$ 2,501	71 days	ave. 1527					
Individual SR Gate pass @ \$103.65		\$ -	1	\$ 104	37	\$ 2,128	11am - 7pm	21.50 hr/day	\$ 12.25	\$ 263.38			
Senior Gate pass					60	\$ 2,864	2014						
Individual pass - @\$145	1	\$ 145	1	\$ 145	113	\$ 5,795	Boats	ave. hours					
Family Pass - @\$265	12	\$ 3,108	16	\$ 4,240	173	\$ 22,713	12pm-5pm	5hr/day 395	\$ 11.25	\$ 56.25			
Senior Pass - @\$105	6	\$ 705	6	\$ 630	128	\$ 5,120	2015				\$ 4,444	\$ 1,386	\$ 1,449
Non-Resident Family @\$340		\$ -	1	\$ 340	68	\$ 9,243	24 days	ave. weekends only					
Non-Resident - Indiv					30	\$ 1,500	12pm-5pm	5.25hr/day 126	\$ 11.00	\$ 57.75			
Non-Resident - SR					34	\$ 1,360	2016						
Sub total		\$ 4,494		\$ 5,727		\$ 53,223	23 days	ave. weekends only					
50% of the fee		\$ 2,247		\$ 2,863		\$ 26,612	12pm-5pm	5.25hr/day 121	\$ 12.00	\$ 63.00			

Revenue

	2014	2015	2016
Lake reservations - Flagpole and Gazebo			
reservations	21 reservations	19 reservations	23 reservations
Birthday parties	6 \$ 1,025	10 \$ 2,000	9 \$ 1,623
Wedding	1 \$ 475		1 \$ 250
Reunions	2 \$ 399		2 \$ 490
School group	4 \$ 2,511	3 \$ 1,663	2 \$ 1,154
Company/group picnic	8 \$ 1,448	5 \$ 809	9 \$ 3,113
Event	\$ -	1 \$ 500	
Sub total	\$ 5,857	\$ 4,972	\$ 6,629
** Special Event Lake Rentals			
Renaissance Fayre	\$ 4,000	\$ 4,000	\$ -
Front Kiosk Booth Fees			
Non Residents \$5	1991 \$ 9,995	1749 \$ 8,745	3449 \$ 17,245
Residents \$3	5719 \$ 17,157	6082 \$ 18,246	6313 \$ 18,939
Seniors \$2	614 \$ 1,228	1229 \$ 2,478	1174 \$ 2,348
Sub total	\$ 28,380	\$ 29,469	\$ 38,532
Concession Stand	\$ 5,327	\$ 4,611	\$ 4,994
Boat Dock*	\$ 1,245	\$ 560	\$ 665
* Fees for Boat Dock are collected at Concession Stand			
Total Revenue	\$ 63,421	\$ 64,697	\$ 82,909

2014
Rescue and Buckeye Union School District went back to school on August 13 - Wednesday. HS started Aug 7, 2014

2015
Rescue and Buckeye Union School District went back to school on August 12 - Wednesday. HS started Aug 10, 2015

2016
Rescue and Buckeye Union School District went back to school on Aug 10, Aug 17 - Wednesday. HS started Aug 8, 2016

This does not reflect general maintenance of the park

Expenses

	2014	2015	2016
2014			
Concessions	hours		
79 days	ave. 632		
10am-6pm	8hr/day	\$ 11.00	\$ 88.00
Supplies for Concession		\$ 2,035	\$ 2,276
2015			
Concessions			
76 days	ave. 456		
11:30am-5:30pm	6hr/day	\$ 11.00	\$ 66.00
2016			
Concessions			
73 days	ave. 438		
11:30am-5:30pm	6hr/day	\$ 12.00	\$ 72.00
2014			
Chemicals	using figures from 2014	\$14300 per month	\$ 31,157
Utilities	using figures from 2014	\$9300 per month	\$ 25,548
2015			
Chemicals	using figures from 2014	\$14300 per month	\$ 31,157
Utilities	using figures from 2014	\$9300 per month	\$ 25,548
2016			
Chemicals	using figures from 2014	\$14300 per month	\$ 42,900
Utilities	using figures from 2014	\$9300 per month	\$ 27,900
Total Expenses		\$ 102,624	\$ 97,494
2014			
Total Expenses	\$	102,624	
Total Revenue	\$	63,421	
Difference	\$	(39,203)	
2015			
Total Expenses	\$	97,494	
Total Revenue	\$	64,697	
Difference	\$	(32,797)	
2016			
Total Expenses	\$	113,361	
Total Revenue	\$	82,909	
Difference	\$	(30,452)	

Note: Significant increase
Chemicals
Minimum Wage increased \$1.00/hour

total staff hours 3941 3464 3357

Extended Season for Cameron Park Lake

Submitted by: Tina Helm - Recreation Supervisor

2017/2018

Based on 2016/2017 budget

Additional four weeks

August 7 - September 4

Two weeks of weekdays for the booth and weekends only nine days

Staff	Base	Average	Cost/Day	Total	Kiosk Revenue 2016 - August/Sept
Booth					
12pm - 7pm Weekdays (2 weeks)	7hr/day	\$ 12.50	\$ 87.50	\$ 875.00	
7am - 7pm	12hr/day	\$ 12.50	\$ 150.00	\$ 1,350.00	\$8,226.00
Weekends/holiday only					27 days
2016/2017 school year Rescue Union School District started Aug. 10, 2016					
Lifeguard					
2016/2017 school year Buckeye Union School District started Aug. 17, 2016 HS School started Aug 8, 2016					
Weekends/holiday					
11am - 7pm (9 day)	24 hr/day	\$ 13.00	\$ 312.00	\$ 2,808.00	
Boats (weekends only)					
			9 days		
12pm-5pm	5hr/day	\$ 12.50	\$ 62.50	\$ 562.50	
Concessions(weekends only)					
			9 days		
12pm-5pm	5hr/day	\$ 12.50	\$ 62.50	\$ 562.50	
Chemicals				\$ 14,300.00	based on actuals
Utilities				\$ 9,300.00	based on actuals
Parks Staff Costs					
1) Backwash; Every other day, 1.5 hours @ 35/hour = \$183.75/Week.				\$ 735.00	21 hours
2) Computer/Gauges/etc. Readings; 4.5					
Every day, 3 times/day, 7 days/week @ 35/hour = \$735.00/Week.				\$ 2,940.00	84 hours
3) Chemical Deliveries;					
2 chemicals, 1 hour each, 1/week @ 35/hour = \$70.00/Week.				\$ 280.00	8 hours
Total Cost				\$ 33,713.00	

2017/2018 Rescue and Buckeye Union School Distircts have not posted calendars for the school year
 The High School may start on August 7, 2017
 Some colleges begin in the middle of August so staffing remains a challenge.

Notes:

School resumes early August thus lots of other commitments and activities such as cross-country, volleyball, band at the schools, flag football with the CSD or the JR Bruins Football program occur.
 Soccer, Fall Ball, and Aquasol swim clinics also start during this time frame.
 Labor Day at the Pool is on the Monday of the Labor Day weekend.
 We get about 300+ people that are in town to attend this event.

Weed Abatement

Undeveloped Parks

All of the open space areas are unique in their own way. They vary in size from less than an acre to over 13 acres. Some are more accessible than others and some have protected wetland areas while others are more open for potential recreational opportunities. The Community Services District (CSD) makes a valiant effort to be in compliance with the weed abatement ordinance by clearing a 30 – 50 foot area around the perimeter of the larger open space areas and completely clearing the smaller open space parcels. Since March, 2016 to December, 2016, the CSD has invested roughly \$7,195 in CAL Fire crews and equipment to keep these areas clear.

Gateway Park (13.27 Acres)

Is located off of Cambridge Road and has three access points. Clemson Drive, Cambridge and Gateway. The park has a decomposed granite trail that connects Clemson Drive to Cambridge Road. The park is roughly 80% covered by a canopy of trees and 20% open. Since March, 2016 CAL Fire crews at this location on six different occasions cutting back brush, removing dead trees, weed eating dry grass and burning all of the debris. With this property, the goal is to have a 30' firebreak cut around the perimeter of the park.

Sandpiper (3.13 Acres)

Is located off of Bass Lake Road near Green Valley Elementary School. The property is undeveloped with no real access easement to the property so getting CAL Fire crews on site can be challenging at times. The property is covered roughly by 25% tree canopy, 50% medium-sized shrubs and 25% open. Since this open space area is in such close proximity to an elementary school, the CSD has been sensitive to the situation and has been in contact with the school every time the crews have been out there. Since March, 2016 CAL Fire crews have been on site four times. This property has been completely cleared with exception to the original trees.

Dunbar (.94 Acres)

Is located on the corner of Starbuck and Dunbar Roads. The property is undeveloped and is covered by roughly 75% tree canopy and 25% open. Since March, 2016 CAL Fire crews out there once and the property has been completely cleared with exception of the original trees.

Knollwood Park (6.5 Acres)

Is located off of Knollwood Drive. The park has a few drainage improvements installed by the CSD to provide an access to the area. The park is covered by approximately 70% tree canopy and is about 30% open. Since March, 2016 CAL Fire crews have been out once. The goal is to clear the main open area in its entirety and cut a 30 foot perimeter around the rest of the park.

Royal Oaks Park (10.4 Acres)

Is located off of Country Club Drive and runs parallel with Royal Drive. The park has a walking path that leads from one end of the park to the other but does not connect anywhere. Deer Creek runs through the center of this park. The park is covered by approximately 90% of tree canopy and about 10% open. CAL Fire crews have been out there twice since March, 2016. The goal is to clear the hillside area of the park in its entirety and cut a 30 foot perimeter around the rest of the park.

Bonanza Park (12.6 Acres)

Is located directly behind Cameron Park Lake. There is one informal trail that is utilized for getting the inmate trailer into the park during our fire fuel reduction prior to the Summer Spectacular. The park is covered by approximately 50% tree canopy and 50% open. CAL Fire crews have been out there four times since March, 2016. The goal is to clear a 50 foot perimeter around the entire park and keep the drainage area clear of overgrowth. Typically this park gets cleared in late May or early June in order to be in compliance prior to the annual Summer Spectacular.