



# AGENDA

Regular Board of Directors Meetings are held  
Third Wednesday of the Month

**BOARD MEETING**  
**Wednesday, June 15, 2022**  
**6:30 p.m.**

## Board Members

Felicity Carlson	President
Sidney Bazett	Vice President
Eric Aiston	Board Member
Monique Scobey	Board Member
Ellie Wooten	Board Member

---

### CALL TO ORDER

1. Roll Call
2. Pledge of Allegiance

---

*Public testimony will be received on each agenda item as it is called. Principal party on each side of an issue is allocated 10 minutes to speak, individual comments are limited to 3 minutes except with the consent of the Board; individuals shall be allowed to speak on an item only once. Members of the audience are asked to volunteer their name before addressing the Board. The Board reserves the right to waive said rules by a majority vote.*

---

### ADOPTION OF THE AGENDA

*The Board will make any necessary additions, deletions, or corrections to the Agenda and motion to adopt the Agenda.*

3. Adopt the Agenda
-

## **RECOGNITIONS AND PRESENTATIONS**

*Board of Directors expresses appreciation to members of the community, District staff, or the Board for extra efforts as volunteers, committee members or community-minded citizens.*

4. El Dorado Disposal – Organics and Rates presentation (J. England and R. Reaksecker)
- 

## **OPEN FORUM FOR NON-AGENDA ITEMS**

*Members of the public may speak on any item not on the agenda that falls within the jurisdiction of the Board of Directors.*

---

## **APPROVAL OF CONSENT AGENDA**

*The following Consent Agenda items are considered routine and will be acted upon by the Board without discussion with one vote. Any item may be removed from the Consent Agenda by a Board member or a member of the audience and placed under General Business #7 to be discussed and acted upon individually.*

5. **RECEIVE AND FILE** General Manager's Report
  6. **APPROVE** Resolution No. 2022-11 Hybrid Meetings
- 

## **GENERAL BUSINESS**

*For purposes of the Brown Act §54954.2 (a), items below provide a brief description of each item of business to be transacted or discussed. Recommendations of the staff, as shown, do not prevent the Board from taking other action.*

7. Items removed from the Consent Agenda for discussion
  8. **PUBLIC HEARING - APPROVE** Resolution 2022-12 El Dorado Disposal/Waste Connections Annual Fee Adjustment
- 

## **BOARD INFORMATION ITEMS**

*At this time, the Board and staff are provided the opportunity to speak on various issues. Direction by the President may be given; however, no action may be taken unless the Board agrees to include the matter on a subsequent agenda.*

9. Committee Chair Report-Outs
    - a. Budget & Administration
    - b. Covenants, Conditions & Restrictions (CC&R)
    - c. Fire & Emergency Services
    - d. Parks & Recreation
  10. General Matters to/from Board Members and Staff
-

# AGENDA

---

## **PUBLIC COMMENT**

*At this time, members of the public may speak on any closed session agenda item. Closed sessions may be called as necessary for personnel, litigation, and labor relations or to meet the negotiator prior to the purchase, sale, exchange, or lease of real property. Members of the public may address the Board prior to closing the meeting.*

---

## **CONVENE TO CLOSED SESSION**

*The Board will recess to closed session to discuss the following item(s):*

- Conference with Legal Counsel - Anticipated Litigation  
Significant exposure to litigation pursuant to Government Code section 54956.9(b)  
One (1) potential case.
- 

## **ADJOURNMENT**

---

Please contact the District office at (530) 677-2231 or [admin@cameronpark.org](mailto:admin@cameronpark.org) if you require public documents in alternate formats or accommodation during public meetings. For the public's information, we are taking email requests at [admin@cameronpark.org](mailto:admin@cameronpark.org) for future notification of Cameron Park Community Services District meetings.

---



# 2022

## ORGANICS - RATES

# TOPICS

- Performance Standards - 2021
- CPI – Annual Rate Increase
- SB 1383 – Organics
- Pilot Program
- Organics Program Rates Impact



### CONSUMER PRICE INDEX – CALIFORNIA

Los Angeles-Long Beach-Anaheim, San Francisco-Oakland-Hayward, San Diego-Carlsbad,  
 Riverside-San Bernardino-Ontario, United States City Average, 2020-2021

All Items

1982 - 1984 = 100

All Urban Consumers

# 2021 Avg. CPI

Year	Month	California <sup>a</sup>	Los Angeles Long Beach Anaheim <sup>b</sup>	San Francisco Oakland Hayward <sup>b</sup>	San Diego Carlsbad <sup>b</sup>	Riverside San Bernardino Ontario <sup>b</sup>	U.S. City Average <sup>b</sup>
2020	January		277.755		302.564	107.143	257.971
2020	February	284.886	278.657	299.690			258.678
2020	March		276.589		302.589	107.162	258.115
2020	April	283.006	275.853	298.074			256.389
2020	May		276.842		301.317	106.899	256.394
2020	June	284.835	278.121	300.032			257.797
2020	July		279.899		305.611	107.640	259.101
2020	August	286.388	280.116	300.182			259.918
2020	September		279.366		304.443	108.201	260.280
2020	October	286.843	279.947	301.736			260.388
2020	November		280.102		306.334	108.626	260.229
2020	December	287.367	279.560	302.948			260.474
2020	<b>Annual Average</b>	<b>285.315</b>	<b>278.567</b>	<b>300.084</b>	<b>303.932</b>	<b>107.672</b>	<b>258.811</b>
2021	January		280.178		307.688	109.550	261.582
2021	February	289.632	281.347	304.387			263.014
2021	March		282.648		315.035	110.981	264.877
2021	April	294.274	285.808	309.419			267.054
2021	May		287.620		317.141	113.222	269.195
2021	June	297.447	289.218	309.497			271.696
2021	July		290.890		323.906	114.682	273.003
2021	August	299.815	291.333	311.167			273.567
2021	September		292.209		324.138	115.557	274.310
2021	October	302.793	294.961	313.265			276.589
2021	November		296.790		326.422	117.206	277.948
2021	December	306.109	297.925	315.805			278.802
2021	<b>Annual Average</b>	<b>297.371</b>	<b>289.244</b>	<b>309.721</b>	<b>319.761</b>	<b>113.875</b>	<b>270.970</b>

Date of last update: 2/10/2022

2020 Annual Average: 285.315  
 2021 Annual Average: 297.371  
 Year Over Year Change: 12.056  
 Percentage Increase: 4.226%

# Breakdown & Impact

- CPI Requested – **6.004%**
  - 3.643% CPI
    - -15% for performance standards miss
    - Answering Calls within Avg. of 3 min.
  - 2.36% Fuel Component
- Abbreviated Rate Sheet with CPI
  - **35gal**- \$31.45 from \$29.67, \$1.78 per month increase
  - **64gal**- \$35.12 from \$33.13, \$1.99 per month increase
  - **96gal**- \$44.35 from \$41.84, \$2.51 per month increase
  - **35gal Senior Rate**- \$22.93 from \$21.63, \$1.30 per month increase



# CalRecycle – SB1383

- **THE GOAL:** Reducing Short-lived Climate Pollutants in California
- Requires the state to reduce organic waste by 75% by 2025
  - more than 20 million tons of organic waste annually
- Requires 20% of currently disposed edible food be recovered for human consumptions by 2025
- Significant Policy & Legal implications for state & local governments



# SB 1383 – Why?

## CLIMATE CHANGE NEGATIVELY IMPACTS CALIFORNIA

Landfilled Organic Waste Emits  
**Methane Gas—  
A Super Pollutant**  
More Powerful than CO<sub>2</sub>

Methane Gas Contributes to  
Climate Change in California



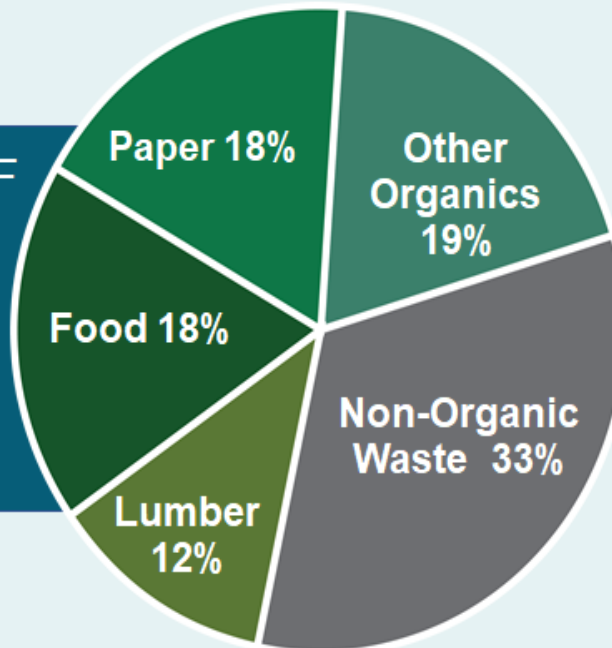
**CALIFORNIA**  
is already experiencing  
the impacts of  
**CLIMATE CHANGE**

IN 2015 THE DROUGHT COST THE  
AGRICULTURE INDUSTRY IN THE  
CENTRAL VALLEY AN ESTIMATED  
\$2.7 BILLION & 20,000 JOBS

# SB 1383 - Facts

## Organic Waste Is the Largest Waste Stream in California

CALIFORNIA DISPOSED OF APPROXIMATELY **27 MILLION TONS** OF ORGANIC WASTE IN 2017



California's Waste Stream

IN CALIFORNIA, MILLIONS ARE  
**FOOD INSECURE**

1 IN 8 CALIFORNIANS  
1 IN 5 CHILDREN



CALIFORNIA THROWS AWAY  
**MORE THAN 6 MILLION TONS**  
OF FOOD WASTE EVERY YEAR!





# Shifting from Trash Cart to Green Waste Cart


## What Can I Compost? – Lots of Items!



INCLUDE THE FOOD!

Questions?

Please Contact:  
Napa Recycling & Waste Services  
707-255-5200  
[www.NapaRecycling.com](http://www.NapaRecycling.com)



# SB 1383

## Other Components

- **Food Recovery**
  - Getting edible food to people in need
- **Infrastructure**
  - Creating facilities to handle volume
- **Procurement**
  - Getting renewable material back & putting to good use
- **Reporting**
  - EDCO & Placerville

# Pilot Programs

- **How do we know what works best for our customers?**
  - Pilots currently running in EDH, CP, PV, & EDCO
    - 700 + in Cameron Park
    - Over 1700 customers Total in EDCO
  - Kitchen Buckets – Value or Not?
  - Weekly vs. Bi-Weekly Service?
    - “Ick” Factor
  - Online Surveys
  - Call/Email Blasting
  - Cold Calls
  - Lid Flipping





# Participation

- **ENTIRE LOAD - MRF**



- **INDIVIDUAL CARTS**



# Feedback Highlights

- “Ick” factor
  - Stinks – It’s gross
  - Concerns with hot weather/Summer
  - Insects/Animals
  - Better with weekly service
- Kitchen bucket is cheap lid broke
- We compost at our home
- Would be better if we could use compostable bags
- Do you like the program as a whole?
  - 50/50 – Yes/No



# SB1383 Rate Impact

- Weekly Service

- **\$7.11** per home monthly
- Cost Drivers: Additional trucks, drivers, disposal tonnage cost
- **Pros** – less “ick” factor & nuisance vectors (insects/animals),
- **Cons** – Higher cost, more trucks on the road – 3 on recycle week

- Every Other Week Service

- **\$2.98** per home monthly
- Cost Drivers: Disposal tonnage cost
- **Pros** – lower cost, less trucks on the road
- **Cons** – “ick” factor effects

# Organics Example

- 64 gal Customer Example
  - Organics Weekly:
    - $\$35.12 + \$7.11 = \mathbf{\$42.23}$
  - Organics Every Other Week:
    - $\$35.12 + \$3.02 = \mathbf{\$38.14}$
- **Is \$4.09 worth it when considering the “Ick” factor?**

# Educating Our Customers

- Creating a Community Outreach Package
  - Will give all information in relatable, easy to understand format
    - Print, Virtual/Web, with links to relevant info
  - New resource in our division – Outreach specialist & Graphic Designer who will be helping us
  - 1<sup>st</sup> draft Coming Soon
- Booth at Community Events
- Community Group Presentations
  - Piggy back opportunities?
- Open to your recommendations for outreach opportunities

## SB 1383 Price Increases by Area

### City of Folsom

Jan-22	Jan-23	Jan-24	Jan-25	Jan-26
\$11.75	\$13.50	\$14.25	\$10.00	\$10.50

### County of Sacramento

Mar-21	Jan-22	July-22
\$ 5.00	\$ 5.00	\$2.22

### City of Sacramento

Apr-22	Jan-23	Jan-24
\$3.73	\$3.73	\$3.72

### City of Roseville

July-22
\$4.99

### City of Elk Grove

July-22
\$6.61

### City of Rancho Cordova

July-22	July-23	July-24
\$5.90	\$1.06	\$1.01

# 1383 Industry Comparison

# Moving Forward

- **Timing** – Program ETA: July 1<sup>st</sup> 2022
  - Starting with EDH & Cameron Park, moving East up HWY 50 corridor
- **Possible Delays**
  - Delivery of New Trucks – Supply Chain - Ordered July 2021
  - Hiring Drivers
- **Education/Outreach & Community Presentations**
  - CSD, Workshops, Community Events, etc.

# Know Someone?



**EL DORADO DISPOSAL**

**Now Hiring**

Drivers

Mechanics

Customer Service

Transfer Station



**EL DORADO DISPOSAL**

A WASTE CONNECTIONS COMPANY



Eldorado Disposal is a rapidly growing company that has many opportunities for qualified and motivated individuals who want to be part of a dynamic organization.

**DON'T WASTE THE CHANCE**

*Connect!*

[careers.wasteconnections.com/search-jobs/placerville](https://careers.wasteconnections.com/search-jobs/placerville)

**OR CALL TO CONNECT WITH A RECRUITER:**

**888-489-7295**



# QUESTIONS?



<https://www.calrecycle.ca.gov/organics/slcp>



SCAN ME



## Agenda Transmittal

**DATE:** June 15, 2022

**FROM:** André Pichly, General Manager

**AGENDA ITEM #6:** GENERAL MANAGER'S REPORT

**RECOMMENDED ACTION:** RECEIVE AND FILE

### **CSD Attorney**

I have had a variety of discussions with Mr. Epperson. He continues to provide good counsel and I greatly appreciate his candor and guidance.

### **Budget and Administration**

Finance/Human Resources Officer Christina Greek has been busy preparing the preliminary budget for FY 2022/23, which will be presented in draft form for the Budget and Administration Committee to review, consider and comment on, before it advances to the full Board on June 22<sup>nd</sup> for review and discussion.

### **CC&R**

CC&R Officer Jim Mog has expressed that he and his assistant, Tim, have an active workload, and that Tim continues to help Jim keep up with calls and inspections. Jim has also informed me that he has been asked to fill in for the Multi Area Agency Team (MAAT) regarding fire prevention.

### **Parks**

Parks Superintendent Mike Grassle and I have been talking at length about the challenges and needs for Park Maintenance and all facilities as we look ahead to the next fiscal year. Challenges include managing staff workloads while maintaining a highly level of service throughout our park system and at the Community Center. Mike and his crew do a great job keeping our parks and facilities safe, clean, and green, while also dealing with those surprise projects to appear without notice, such as a pool pump that acts up or a tree that falls on a backflow device.

## **Recreation**

Staff continue to plan the Summer Spectacular, to be held on Saturday, June 25<sup>th</sup>. Planning has now moved into coordination between Recreation, Park Maintenance Staff, Fireworks America, CAL FIRE, and the Cameron Park Foundation on day-of logistics and program. Less than 10 days to go!

Recreation Supervisor Kim Vickers presented on Inclusive and Adaptive Recreation for community recreation agencies at the May 18<sup>th</sup> CPRS District 2 Lunch N Learn. Kim is a certified Recreation Therapist and is passionate about the topic. Both Recreation Coordinator Kayla Thayer and I attend the session.



Kim presenting at the CPRS D2 Lunch N Learn.

## **Fire and Emergency Services**

On May 25<sup>th</sup>, Director Wood Carlsen and I visited the CAL FIRE Unit meeting for the Amador El Dorado Unit. I estimate that close to 250 young fire fighters, veteran fire fighters, Captains, and Chiefs were in attendance. Unit Chief Mike Blankenheim presented a plaque to Director Wood Carlson, and that plaque can be found proudly displayed in our front office lobby.



Chief Blankenheim presents Director Wood Carlson with a plaque expressing appreciation for a partnership that in now more than 25 years old.

## Other

**Chamber Activities** – I continue to attend some Chamber networking functions. The El Dorado Tri Chamber Mixer was held at The Villa Agave. In addition to socializing with Chamber members, I was pleased to provide a gift bag for the evening's raffle on behalf of the CSD.



**Cameron Park Rotary Club** – In addition to being asked if the CSD could host a meeting at the Community Center, I was asked by Rotary Club President Michael Dugan if I would give a brief presentation on the CSD as a way of introducing myself as the General Manager. My slideshow covered some of my professional background and

gave a brief overview of the scope of responsibility the CSD has in the Cameron Park community.



Don Fuller leads the CP Rotary Club meeting that took place in Classroom A at the Community Center.



## Agenda Transmittal

**DATE:** June 15, 2022

**FROM:** André Pichly, General Manager

**AGENDA ITEM #6:** Resolution 2022-11 – Consideration authorizing open meetings via teleconference for Cameron Park Board of Director and Committee meetings per AB 361

**RECOMMENDED ACTION:** **APPROVE RESOLUTION NO. 2022-11**

### Background

Assembly Bill 361, until January 1, 2024, would authorize a local agency to use teleconferencing without complying with the teleconferencing requirements imposed by the Ralph M. Brown Act when a legislative body of a local agency holds a meeting during a declared state of emergency, as that term is defined, when state or local health officials have imposed or recommended measures to promote social distancing, during a proclaimed state of emergency held for the purpose of determining, by majority vote, whether meeting in person would present imminent risks to the health or safety of attendees, and during a proclaimed state of emergency when the legislative body has determined that meeting in person would present imminent risks to the health or safety of attendees, as provided.

The District Board of Directors have passed resolutions since January that permitted the Board and Committees to hold virtual meetings. While the reasons for holding these virtual meetings was due to minimizing the risk of exposure to COVID-19 to all attendees, the current status of positive cases and hospitalizations in El Dorado County is very low, according to the [El Dorado County Health and Human Services COVID-19 interactive dashboard](#).

Continuing the state's phased rollback of executive orders implemented in response to the pandemic, Governor Gavin Newsom took action to lift all but 5 percent of COVID-19 related executive order provisions, while maintaining critical measures that support the state's ongoing response and recovery efforts. In short, the mask mandate for all California citizens has been rolled back and masks are no longer required.

Throughout the pandemic, public agencies had to adapt to continue holding public meetings while maintaining transparency and complying with the Brown Act. This was done using virtual meetings. After almost 2-years of using technology that permitted virtual meetings, public agencies became more proficient at facilitating meetings that allowed policymakers, staff, and the public to participate without being physically present. Despite some of the minor challenges that remain, the use of virtual meeting software has shown that public agencies can still conduct business and remain transparent.

Another benefit of the virtual meetings is its convenience for most users. Whether a Board Member, staff, or a member of the public, participation is relatively easy, and can be done just about anywhere, as long as the participant has a reliable Wi-Fi signal. Whether a panel member or an attendee, virtual meetings have made it easier for most citizens to participate. That said, nothing can replace the experience of meeting face-to-face, but that may not be convenient for most individuals. Allowing a hybrid virtual format for some people may increase participation and engagement.

### **Discussion**

By adopting Resolution 2022-11, the Board of Directors would be able to implement hybrid meetings using virtual technology for meetings of the Board, as well as standing and ad hoc committees, as warranted, while remaining compliant with the State's Brown Act, for a 30-day period beginning June 16, 2022, to July 15, 2022. Adopting this resolution would permit the Board of Directors the option of all Cameron Park Community Services District public meetings to be held virtually while allowing members of the public to join during all open and public proceedings. A hybrid model would be the use of teleconferencing for meeting participants who would not be present for the meetings held at the Community Center while the meeting was taking place in-person. Members of the public and staff could opt to join in-person or virtually. The District would post the meeting agenda with the necessary information for joining the meeting online or by phone. A new resolution will need to be adopted by the Board of Directors at least every 30-days to have the option of having public meetings held virtually.

Attachment: 6.a – Resolution 2022-11

**RESOLUTION NO. 2022-11**  
**of the Board of Directors**  
**of the Cameron Park Community Services District**  
**June 15, 2022**

**A RESOLUTION OF THE BOARD OF DIRECTORS OF THE CAMERON PARK COMMUNITY SERVICES DISTRICT AUTHORIZING REMOTE TELECONFERENCE MEETINGS OF THE LEGISLATIVE BODIES OF CAMERON PARK COMMUNITY SERVICES DISTRICT FOR THE PERIOD JUNE 16, 2022, TO JULY 15, 2022, PURSUANT TO BROWN ACT PROVISIONS.**

**WHEREAS**, the Cameron Park Community Services District is committed to preserving and nurturing public access and participation in meetings of the Board of Directors; and

**WHEREAS**, all meetings of Cameron Park Community Services District’s legislative bodies are open and public, as required by the Ralph M. Brown Act (Cal. Gov. Code 54950 – 54963), so that any member of the public may attend, participate, and watch the District’s legislative bodies conduct their business; and

**WHEREAS**, the Brown Act, Government Code section 54953(e), makes provisions for remote teleconferencing participation in meetings by members of a legislative body, without compliance with the requirements of Government Code section 54953(b)(3), subject to the existence of certain conditions; and

**WHEREAS**, the Board of Directors does hereby find that the legislative bodies of Cameron Park Community Services District shall conduct their meetings without compliance with paragraph (3) of subdivision (b) of Government Code section 54953, as authorized by subdivision (e) of section 54953, and that such legislative bodies shall comply with the requirements to provide the public with access to the meetings as prescribed in paragraph (2) of subdivision (e) of section 54953; and

**NOW, THEREFORE, THE BOARD OF DIRECTORS OF Cameron Park Community Services District DOES HEREBY RESOLVE AS FOLLOWS:**

Section 1. Recitals. The Recitals set forth above are true and correct and are incorporated into this Resolution by this reference.

Section 2. Remote Teleconference Meetings. The General Manager and legislative bodies of Cameron Park Community Services District are hereby authorized and directed to take all actions necessary to carry out the intent and purpose of this Resolution including, conducting open and public meetings in accordance with Government Code section 54953(e) and other applicable provisions of the Brown Act.

Section 3. Effective Date of Resolution. This Resolution shall take effect immediately upon its adoption and shall be effective until the earlier of (i) July 15, 2022, or such time the Board of Directors adopts a subsequent resolution in accordance with Government Code section



54953(e)(3) to extend the time during which the legislative bodies of Cameron Park Community Services District may continue to teleconference without compliance with paragraph (3) of subdivision (b) of section 54953.

*PASSED AND ADOPTED* by the Board of Directors of Cameron Park Community Services District, this 15th day of June 2022, by the following vote:

AYES:

NOES:

ABSTAIN:

ABSENT:

ATTEST:

---

Director Sidney Bazett, Vice President  
Board of Directors

---

André Pichly  
General Manager



## Agenda Transmittal

**DATE:** June 15, 2022

**FROM:** André Pichly, General Manager

**AGENDA ITEM #8:** **PUBLIC HEARING - EL DORADO DISPOSAL RATE  
ADJUSTMENT DUE ANNUAL CPI AND FUEL INCREASE AND SB  
1383 ORGANICS MANDATE**

**RECOMMENDED ACTION:** **APPROVE RESOLUTION 2022-12**

### BACKGROUND

The Solid Waste Services Agreement between El Dorado Disposal (EDD) and Cameron Park Community Services District (District), Section 18 – Compensation outlines the timeline, procedure and triggers for rate adjustments. Rates may be adjusted for Inflation/Deflation and Fuel Surcharge, as long as performance standards have been met.

The CPI Rate increase is based on performance. The performance measures are outlined below, and requires a minimum of 100 points to be awarded the full CPI rate increase. Each point is worth 1% of the CPI rate increase. Within this matrix, 105 points can be earned, giving EDDS a buffer to earn the full CPI rate increase.

<b>PEFORMANCE MEASURE</b>	<b>POINTS AVAILABLE PER YEAR</b>
<b>Residential Outreach</b> (5 points for each sub-section) - Three (3) billing inserts per year - New Resident Packet to each new resident - Six (6) Bi-monthly updates for CSD website - Bulky Item Removal	20
<b>Commercial Outreach</b> (Total combined points) - Meet with four (4) commercial business per quarter - Provide three (3) printed outreach materials to businesses - Include three (3) billing inserts per year	5
<b>Community Outreach</b> (5 points per event attended)	40

- Attend 4 community Events	
<b>Call Answer Rate:</b> (5 points per quarter) - Answer all customer calls within a three (3) minute average	0
<b>Customer &amp; Litter Complaint Resolution:</b> (5 points per quarter) - Correct 99.95% of customer & litter complaints	20
<b>Total Points Earned</b>	85

## DISCUSSION

There are two fiscal impacts that El Dorado Disposal is addressing in this report.

1. CPI and Increased fuel costs
2. Implementation of SB 1383 – the State mandated regulation for organics

### CPI and Increased fuel costs

El Dorado Disposal is requesting adjustments under Section 18C – Inflation/Deflation and Fuel Surcharge. The Consumer Price Index – All Items – for the State of California increased by 4.286%. Based on 2021 performance standards they are including a 15% reduction to the CPI as a result of the call answer hold times exceeding the standard bringing the CPI rate increase to 3.643%.

2022 PRICE INCREASE – COMMON MONTHLY RATES	CURRENT	NEW RATE	CHANGE
35G CAN WEEKLY	29.67	31.45	1.78
35G CAN WEEKLY SR	21.63	22.93	1.30
64G CAN WEEKLY	33.13	35.12	1.99
96G CAN WEEKLY	41.84	44.35	2.51

The fuel component experienced an increase from 4.24% to 6.6% a 2.36% increase. EDD is requesting a rate increase to capture both percentage changes, for a total net increase of 6.004% effective July 1, 2022. Percentage increase will be applied the same to all customers, including seniors and commercial.

### Implementation of SB 1383 – the State mandated regulation for organics

In addition, El Dorado Disposal Services has requested a rate increase for the financial impact they will receive from the implementation of SB1383, a State mandated regulation requiring residents to remove food scraps (organic waste) from the normal garbage bin to the green waste bin. EDDS did two separate pilot programs that provided the new services to a sample of Cameron Park households. They used information from this pilot program to gather customer feedback and ascertained the

additional costs data needed to make this mandatory adjustment by providing the additional services to all of the District’s residents. EDDS provided the District with two options: 1) Weekly pick-ups to reduce the burden of smell and attracting animals with a cost of \$14.22 per 2-month billing cycle, or 2) Bi-Weekly pick-ups to fit with the current green waste pick-up schedule costing \$5.96 per 2-month billing cycle. The District team-worked a survey with EDDS and received over 1000 responses favoring (65/35) the bi-weekly pickup option with lower cost. The results of the survey were significant and used to support EDDS request for extraordinary circumstance that covers a bi-weekly pickup. The added cost EDDS will incur is the transportation of the organic waste to an out-of-county location. The additional burden to the household will be \$5.96 per 2-month billing cycle (or \$2.98 per month).

**Every Other Week Organics Service Rates**

2022 PRICE INCREASE - COMMON MONTHLY RATES	CURRENT RATE (w/CPI & FUEL)	NEW RATE	CHANGE
35G CAN WEEKLY	\$ 31.45	\$ 34.43	\$ 2.98
35G CAN WEEKLY SR	\$ 22.93	\$ 25.91	\$ 2.98
64G CAN WEEKLY	\$ 35.12	\$ 38.10	\$ 2.98
96G CAN WEEKLY	\$ 44.35	\$ 47.33	\$ 2.98

**SUMMARY**

El Dorado Disposal Services is requesting the following rate increase:

1. Normal Annual CPI Adjustment with Fuel Component (6.004%), and
2. SB 1383 Related Increase of \$2.98 per month for Residential Customers

EL Dorado Disposal met the majority, but not all of the all customer service goals and performance standards. In 2021, education and outreach activities were added to the performance standards, to enhance recycling of the correct materials and assist in lowering recycling costs.

**BUDGET AND ADMINISTRATION COMMITTEE**

The Budget and Administration Committee reviewed the proposed rate adjustment with El Dorado Disposal staff. The Committee is forwarding to the Board of Directors for consideration with support.

**FISCAL IMPACT**

The District received 5% of El Dorado Disposal Services revenue generated within the District's boundaries of approximately \$64k (Jan-Mar 2022)

Attachments:

8a- Correspondence from El Dorado Disposal, 3/15/2022 - Annual Rate Adjustment

8b - State of California, Consumer Price Index Calculator

8c - Fuel Component Calculation

8d - Correspondence from El Dorado Disposal, 3/31/2022 – SB 1383 impacts

8e - Resolution 2022-12



WASTE CONNECTIONS INC.  
*Connect with the Fi,tur<sup>e</sup>*

El Dorado Disposal Service  
P.O. Box 1270  
Diamond Springs, CA 95619  
(530) 626-4141

Andre Pichly, General Manager  
Cameron Park Community Services District  
2502 Country Club Drive  
Cameron Park, CA 95682  
(530) 350-4652

Re: Annual Rate Adjustment

March 15, 2022

Dear Mr. Pichly,


Pursuant to Section 18.C. of that certain Solid Waste Services Agreement, dated as of February 21, 2008 (the 'Agreement'), we are formally requesting that the District implement the automatic CPI adjustment for our hauling rates as provided for in Section 18.C of the Agreement. We have attached the CPI calculator as the reference. As you will see, the increase in the Consumer Price Index -All Items-for the State of California for the past year was 4.286%. However, based on our 2021 performance standards, we are including a 15% reduction to the CPI as a result of the call answer hold times exceeding the standard. The adjusted rate increase request is 3.643%. Accordingly, we are requesting a 3.643% rate increase effective as of July 1, 2022.

In addition, we are formally requesting the review and approval of a change in the fuel component of the rate. The year over year comparison we do through the Purchaser's Price Index is done based on January to January view. This year, the fuel component increased from 4.24% to 6.60%, a 2.36% change. Accordingly, the net rate increase effective July 1, 2021 is 6.004%. We have attached the PPI calculator for your reference.

We would like to review the Performance Standards with you, and also share with the public. As you know, we have summarized our performance and our program data in a monthly report, separately

submitted to the CSD. We appreciate your co-operation and look forward to hearing from you. If you have any questions or need further information, please feel free to contact me at (530) 295-2854.

Sincerely,

A handwritten signature in black ink, appearing to read 'Ross Reaksecker', with a stylized, somewhat abstract flourish at the end.

Ross Reaksecker  
Site Manager  
Waste Connections of California, Inc. dba  
El Dorado Disposal Services

Cc: Sue VanDelinder, Jeff England

Attachments: Consumer Price Index Calculator  
Fuel Component Calculation

State of California  
 Department of Industrial Relations  
<http://www.dir.ca.gov/OPRL>

Office of the Director- Research Unit  
 P.O. Box 420603, San Francisco, California 94142

## CONSUMER PRICE INDEX - CALIFORNIA

Los Angeles-Long Beach-Anaheim, San Francisco-Oakland-Hayward, San Diego-Carlsbad,  
 Riverside-San Bernardino-Ontario, United States City Average, 2020-2021

All Items  
 1982 - 1984 = 100  
 All Urban Consumers

Year	Month	California <sup>a</sup>	Los Angeles Long Beach Anaheim <sup>b</sup>	San Francisco Oakland Hayward <sup>b</sup>	San Diego Carlsbad <sup>b</sup>	Riverside San Bernardino Ontario <sup>b</sup>	U.S. City Average <sup>b</sup>
2020	January		277.755		302.564	107.143	257.971
2020	February	284.886	278.657	299.690			258.678
2020	March		276.589		302.589	107.162	258.115
2020	April	283.006	275.853	298.074			256.389
2020	May		276.842		301.317	106.899	256.394
2020	June	284.835	278.121	300.032			257.797
2020	July		279.899		305.611	107.640	259.101
2020	August	286.388	280.116	300.182			259.918
2020	September		279.366		304.443	108.201	260.280
2020	October	286.843	279.947	301.736			260.388
2020	November		280.102		306.334	108.626	260.229
2020	December	287.367	279.560	302.948			260.474
2020	<b>Annual Average</b>	285.315	278.567	300.084	303.932	107.672	258.811
2021	January		280.178		307.688	109.550	261.582
2021	February	289.632	281.347	304.387			263.014
2021	March		282.648		315.035	110.981	264.877
2021	April	294.274	285.808	309.419			267.054
2021	May		287.620		317.141	113.222	269.195
2021	June	297.447	289.218	309.497			271.696
2021	July		290.890		323.906	114.682	273.003
2021	August	299.815	291.333	311.167			273.567
2021	September		292.209		324.138	115.557	274.310
2021	October	302.793	294.961	313.265			276.589
2021	November		296.790		326.422	117.206	277.948
2021	December	306.109	297.925	315.805			278.802
2021	<b>Annual Average</b>	297.371	289.244	309.721	319.761	113.875	270.970

Date of last update: 2/10/2022

<sup>a</sup> Weighted average of the consumer price indexes for Los Angeles-Long Beach-Anaheim, San Francisco-Oakland-Hayward, San Diego-Carlsbad, and Riverside-San Bernardino-Ontario. A conversion factor has been included for comparability of 2018 data with 2017 and prior years. Computed by the Department of Industrial Relations, Office of the Director - Research Unit from indexes issued by the U.S. Department of Labor.

<sup>b</sup> Source: U.S. Department of Labor, Bureau of Labor Statistics. Beginning with the November 2017 data, indexes for San Diego-Carlsbad will be published bi-monthly on odd months only (January, March, May, etc.). The Riverside-San Bernardino-Ontario indexes are on a December 2017 = 100 base and will be published bi-monthly on odd months only (January, March, May, etc.).



State of California  
 Department of Industrial Relations  
<http://www.dir.ca.gov/OPRL>

Office of the Director- Research Unit  
 P.O. Box 420603, San Francisco, California 94142

## CONSUMER PRICE INDEX - CALIFORNIA

Los Angeles-Long Beach-Anaheim, San Francisco-Oakland-Hayward, San Diego-Carlsbad,  
 Riverside-San Bernardino-Ontario, United States City Average, 2020-2021

All Items  
 1982 - 1984 = 100

Urban Wage Earners and Clerical Workers

Year	Month	California <sup>a</sup>	Los Angeles Long Beach Anaheim <sup>b</sup>	San Francisco Oakland Hayward <sup>b</sup>	San Diego Carlsbad <sup>b</sup>	Riverside San Bernardino Ontario <sup>b</sup>	U.S. City Average <sup>b</sup>
2020	January		268.127		284.272	107.580	251.361
2020	February	274.917	268.938	292.010			251.935
2020	March		266.964		285.543	107.425	251.375
2020	April	273.050	265.930	290.304			249.515
2020	May		267.007		284.607	107.490	249.521
2020	June	274.921	268.118	292.420			251.054
2020	July		270.012		288.956	108.055	252.636
2020	August	276.751	270.563	293.062			253.597
2020	September		270.257		287.515	108.684	254.004
2020	October	277.443	270.864	294.442			254.076
2020	November		270.695		290.228	109.021	253.826
2020	December	277.885	270.167	295.687			254.081
2020	<b>Annual Average</b>	275.568	268.970	292.601	286.967	108.117	252.248
2021	January		271.129		291.490	110.204	255.296
2021	February	280.644	272.816	297.170			256.843
2021	March		274.097		298.292	111.823	258.935
2021	April	285.139	277.126	302.294			261.237
2021	May		279.139		300.413	113.749	263.612
2021	June	288.784	280.687	304.971			266.412
2021	July		282.271		307.737	115.129	267.789
2021	August	291.317	282.691	307.423			268.387
2021	September		283.191		308.351	116.254	269.086
2021	October	294.211	285.973	309.656			271.552
2021	November		287.940		311.014	117.840	273.042
2021	December	297.426	288.910	312.019			273.925
2021	<b>Annual Average</b>	288.595	280.498	304.602	303.670	114.496	265.510

Date of last update: 2/10/2022

<sup>a</sup> Weighted average of the consumer price indexes for Los Angeles-Long Beach-Anaheim, San Francisco-Oakland-Hayward, San Diego-Carlsbad, and Riverside-San Bernardino-Ontario. A conversion factor has been included for comparability of 2018 data with 2017 and prior years. Computed by the Department of Industrial Relations, Office of the Director- Research Unit from indexes issued by the U.S. Department of Labor.

<sup>b</sup> Source: U.S. Department of Labor, Bureau of Labor Statistics. Beginning with the November 2017 data, indexes for San Diego-Carlsbad will be published bi-monthly on odd months only (January, March, May, etc.). The Riverside-San Bernardino-Ontario indexes are on a December 2017 = 100 base and will be published bi-monthly on odd months only (January, March, May, etc.).

**El Dorado Disposal**  
**Fuel Component Calculation**  
**For the Period January 2006 through January 2021**

Item	Data Source	Beginning Period (Jan 06)	Current Period (Jan 21)	Index Change	% Increase	Beginning Fuel Component	Ending Fuel component	Fuel Surcharge applied in 2020	Change for 2021
Diesel Fuel	PPI Commodity, #2 Diesel Series ID:wpu057303	197.1	364.6	167.459	84.96%	3.57%	<b>6.60%</b>	<b>4.24%</b>	<b>2.36%</b>

[http://data.bls.gov/timeseries/WPU057303?data\\_tool=XGtable](http://data.bls.gov/timeseries/WPU057303?data_tool=XGtable)

Year	Jan	Feb	Mar	Apr	May	Jun	Jul	Aug	Sep	Oct	Nov	Dec
2012	322	329.2(P)	344.3	339.4	325.8	295.4	298.7	324.1	342.4	351	323.8	317.4
2013	318.9	342.4	321	318.3	307.7	304.8	311.6	319.3	328	318.4	307	314.7
2014	308.5	322	318.1	318.7	316.5	308.8	307.8	306.9	302.3	283.4	272.3	229.9
2015	182.6	191.5	193.1	183.8	202.6	198.7	194	189.2	169.4	173.5	167.4	130.8
2016	119.2	113.4	119.4	123.6	144.4	155.4	157.6	149.8	163.1	159.7	157	158.8
2017	161.1	163.5	161.3	162.9	173.6	171.5	179.6	188.9	204.2	213.5	223.7	223.8
2018	229.4	226.5	224.8	231.8	251.1	261.4	256.9	254.3	262.5	271.7	264.8	232.7
2019	201.1	218.3	239.3	237.7	235	204.4	220	207.2	218.4	220.5	223.1	231.1
2020	214.5	193.3	169.7	123.6	108.3	137.8	179.2	191	177.5	167.3	201.1	224.6
2021	232.9	264.4	304.1	282	318.8	317.8	326.966	322.279	334.175	74.107(P)	86.731(P)	46.746(P)
2022	364.599(P)											

P : Preliminary. All indexes are subject to monthly revisions up to four months after original publication.

- 297.371
- 285.150
- 12.221
- 4.286%
- 3.643%      55% Reduced CPI Adjustment
- 2.361%
- 6.004% Annual CPI and Fuel Increase



**WASTE CONNECTIONS INC.**  
*Connect with the Future<sup>®</sup>*

El Dorado Disposal Service  
P.O. Box 1270  
Diamond Springs, CA 95619  
(530) 626-4141

Andre Pichly, General Manager  
Cameron Park Community Services District  
2502 Country Club Drive  
Cameron Park, CA 95682  
(530) 350-4652

March 31, 2022

Dear Mr. Pichly,

El Dorado Disposal Service (EDDS) is formally requesting a rate adjustment to its hauling rates, pursuant to Section 18 (D), "Adjustments for Extraordinary Circumstances" clause in our franchise agreement. This request is based upon SB 1383, reducing short-lived climate pollutants in California. Starting in January 2022, all jurisdictions are required to provide organic waste services to all residents. In order to assist Cameron Park CSD in meeting this requirement, El Dorado Disposal would like to discuss the following alternative proposals for curbside collection.

- Every Other Week Organics Service (Green Waste/Food Waste Mixed) @ \$2.98 per month per home
- Weekly Organics Service (Green Waste/Food Waste Mixed) @ \$7.11 per month per home

We appreciate your co-operation and your partnership. If you have any questions or need further information, please feel free to contact me at 253-254-9935.

Sincerely,

A handwritten signature in black ink, appearing to read 'Ross Reaksecker', is written over a horizontal line that spans the width of the page.

Ross Reaksecker  
Site Manager  
El Dorado Disposal

Cc: Sue VanDelinder

**RESOLUTION No. 2022-12  
of the Board of Directors  
of the Cameron Park Community Services District  
June 15, 2022**

**RESOLUTION ESTABLISHING RATES FOR THE COLLECTION OF SOLID  
WASTE WITHIN THE CAMERON PARK COMMUNITY SERVICES DISTRICT**

*WHEREAS*, the Cameron Park Community Services District (District) and Waste Connections of California, Inc., doing business as El Dorado Disposal Services (EDD), have entered into a Franchise Agreement for the collection of solid waste within the Cameron Park Community Services District; and

*WHEREAS*, EDD is entitled to request certain rate increases for CPI and fuel as outlined in the Agreement; and

*WHEREAS*, EDD has requested a rate increase for the financial impact they will receive from the implementation of SB1383, a State mandated regulation requiring residents to remove food scraps (organic waste) from the normal garbage bin to the green waste bin; and

*WHEREAS*, EDD has met the majority of Performance Standards, a qualifying condition for a rate adjustment; and

*WHEREAS*, EDD is requesting a Rate Adjustment as depicted below;

*NOW, THEREFORE, BE IT RESOLVED*, the Board of Directors of the Cameron Park Community Services District approves:

- A Rate Adjustment for CPI, fuel component and implementation of SB1383, State mandated regulation for organics, effective July 1, 2022 for both commercial and residential accounts.

**Attachment**

2022 PRICE INCREASE - COMMON MONTHLY RATES	CURRENT RATE (w/CPI & FUEL)	NEW RATE	CHANGE
35G CAN WEEKLY	\$ 31.45	\$ 34.43	\$ 2.98
35G CAN WEEKLY SR	\$ 22.93	\$ 25.91	\$ 2.98
64G CAN WEEKLY	\$ 35.12	\$ 38.10	\$ 2.98
96G CAN WEEKLY	\$ 44.35	\$ 47.33	\$ 2.98

*PASSED AND ADOPTED* by the Board of Directors of the Cameron Park Community Services District, at a regular scheduled meeting, held on the 15<sup>th</sup> day of June 2022, by the following vote of said Board:

AYES:

NOES:

ABSENT:

ABSTAIN:

ATTEST:

---

Director Sidney Bazett, Vice President  
Board of Directors

---

André Pichly, General Manager  
Secretary to the Board

Cameron Park Community Services District  
2502 Country Club Drive  
Cameron Park, CA 95682



**Budget and Administration Committee**  
**Tuesday, May 10, 2022**  
**5:30 p.m.**

**Cameron Park Community Center – Social Room**

**2502 Country Club Drive**  
**Cameron Park, CA 95682**

**HYBRID MEETING LINK**  
**[https://us02web.zoom.us/j/ 822 1353 7712](https://us02web.zoom.us/j/82213537712)**

**Meeting ID: 822 1353 7712**

**Agenda**

Members: Chair, Felicity Wood Carlson (FC), Vice-Chair, Director Sidney Bazett (SB)  
Alternate Director Eric Aiston (EA)  
Staff: André Pichly, General Manager; Christina Greek, Finance/HR Officer

**CALL TO ORDER**

**ROLL CALL**

*Public testimony will be received on each agenda item as it is called. Principal party on each side of an issue is allocated 10 minutes to speak, individual comments are limited to 3 minutes except with the consent of the Committee; individuals shall be allowed to speak on an item only once. Members of the audience are asked to volunteer their name before addressing the Committee. The Committee reserves the right to waive said rules by a majority vote.*

**ADOPTION OF AGENDA**

**APPROVAL OF CONFORMED AGENDA**

1. Conformed Agenda – Budget & Administration Committee Meeting – April 5, 2022

## **OPEN FORUM**

*Members of the public may speak on any item not on the agenda that falls within the responsibilities of the Committee.*

## **DEPARTMENT MATTERS**

- 2. Budget Review- General Fund 01, CC&R Fund 02** (District Staff)
- 3. FY 2020-2021 Audit** (C. Greek, Michael O'Connor, R.J. Ricciardi)
- 4. El Dorado Disposal Annual Fee Adjustment** (A. Pichly)
- 5. Fire Prevention Specialist Job Description** (S. Moranz)
- 6. Cal Fire Cooperative Agreement Amendment** (A. Pichly)
- 7. Staff Updates**
  - a. Check Register Review 3/1-3/31/2022 (C. Greek)
  - b. Check Register Review 4/1-4/30/2022 (C. Greek)
  - c. Fiscal Year 2021-2022 3<sup>rd</sup> Quarter Budget to Actuals (C. Greek)
  - d. Finance & Admin Staff Report from April (C. Greek)  
Staff Report forth coming.
- 8. Items for Future Committee Meetings**
- 9. Items to take to the Board of Directors**
  - Fiscal Year 2021-2022 3<sup>rd</sup> Quarter Budget to Actuals
  - Fiscal Year 2020-2021 Audit
  - El Dorado Disposal Annual Fee Adjustment

## **MATTERS TO AND FROM COMMITTEE MEMBERS & STAFF**

## **ADJOURNMENT**

Cameron Park Community Services District  
2502 Country Club Drive  
Cameron Park, CA 95682



**Covenants, Conditions & Restrictions (CC&R) Committee**  
**Monday, May 9, 2022**  
**5:30 p.m.**

**Cameron Park Community Center – Social Room**

**2502 Country Club Drive**  
**Cameron Park, CA 95682**

**HYBRID TELECONFERENCE ZOOM MEETING LINK**

<https://us02web.zoom.us/j/84050574668>

**Meeting ID: 840 5057 4668**

**(Teleconference/Electronic Meeting Protocols are attached)**

**Agenda**

Members: Chair, Kelly Kantola (KK) V. Chair, Director Ellie Wooten (EW) Candace Hill-Calvert (CHC),  
Tim Israel (TI), Director Eric Aiston (EA),  
Alternate: Monique Scobey (MS)

Staff: General Manager André Pichly, CC&R Compliance Officer Jim Mog

**CALL TO ORDER**

**ROLL CALL**

*Public testimony will be received on each agenda item as it is called. Principal party on each side of an issue is allocated 10 minutes to speak, individual comments are limited to 3 minutes except with the consent of the Committee; individuals shall be allowed to speak on an item only once. Members of the audience are asked to volunteer their name before addressing the Committee. The Committee reserves the right to waive said rules by a majority vote.*

**APPROVAL OF AGENDA**



## APPROVAL OF CONFORMED AGENDA

1. a. Conformed Agenda – CC&R Meeting – April 4, 2022
- b. Conformed Agenda – CC&R Meeting – May 2, 2022

## OPEN FORUM

*Members of the public may speak on any item not on the agenda that falls within the responsibilities of the Committee.*

## DEPARTMENT MATTERS

### 2. Monthly Staff Report

- a. Open Violations, CC&R Violation Manager Case Detail Report (written report)
  - o Total Cases Open = 39
    - Initial Notices – 3
    - Referred to Legal – 0
    - Pre-Legal Notices – 0
    - Final Notices – 3
    - Referred to Outside Agency - 3
  - o Courtesy Notices – 14
  - o Prior Month's Cleared Cases – 8
  - o Prior Month's New Cases - 6
- b. Architectural Review Projects – Period – April 2022
  - o Projects Reviewed – 24
  - o Approved – 23
  - o Held Over for CC&R Review – 1

#### Summary of ARC Projects:

- o Roofs – 12
- o Solar – 3
- o Tree Removals – 1
- o Fences – 1
- o New Home Const. – 1
- o ADU/JADU – 1
- o Pool – 1
- o Gazebo – 1
- o Siding – 2

**3. Review and Support**

- a. ARC Forwarded review to CC&R Committee. 3658 Sudbury Ct.-Cameron Park N. #6 – Enclosed Garage. (Attachment 3a.)
- b. Prelegal request for:
  - CCR21-1056 - 3752 Sudbury Rd. – Camron Park N. Unit #1 – Improperly Stored Vehicles
  - CCR21- 1055 -3710 Sudbury Rd. – Camron Park N. Unit #1 – Improperly Stored Vehicles (Attachment 3b.)

**3. Staff Updates**

- a. Neighborhood Campaign Update (oral, J. Mog)
  - Cameron Park N. Unit 7 – In progress
  - Country Club Garden Apartments – In progress
- b. New CC&R Attorney onboard – Welcome Kronick Moskowitz Tiedemann & Girard

**4. Items for Future CC&R Committee Agendas**

**5. Items to take to the Board of Directors**

**MATTERS TO AND FROM COMMITTEE MEMBERS & STAFF**

**ADJOURNMENT**

Cameron Park Community Services District  
2502 Country Club Drive  
Cameron Park, CA 95682

Item 9d



**Parks & Recreation Committee**  
**Monday, May 2, 2022**  
**6:30 p.m.**

**Cameron Park Community Center – Social Room**

**2502 Country Club Drive**  
**Cameron Park, CA 95682**

**HYBRID TELECONFERENCE ZOOM MEETING LINK**  
**<https://us02web.zoom.us/j/89049996517>**

**Meeting ID: 890 4999 6517**

**(Teleconference/Electronic Meeting Protocols are attached)**

**Agenda**

Members: Chair, Director Monique Scobey (MS), Vice-Chair, Ellie Wooten (EW)  
Alternate: Director Sidney Bazett (SB)

Staff: General Manager André Pichly, Parks & Facilities Superintendent Mike Grassle,  
Recreation Supervisor Kimberly Vickers

**CALL TO ORDER**

**ROLL CALL**

*Public testimony will be received on each agenda item as it is called. Principal party on each side of an issue is allocated 10 minutes to speak, individual comments are limited to 3 minutes except with the consent of the Committee; individuals shall be allowed to speak on an item only once. Members of the audience are asked to volunteer their name before addressing the Committee. The Committee reserves the right to waive said rules by a majority vote.*

**APPROVAL OF AGENDA**

**APPROVAL OF CONFORMED AGENDAS**

1. Conformed Agenda – Parks & Recreation Committee Meeting – March 7, 2022

#### **OPEN FORUM**

*Members of the public may speak on any item not on the agenda that falls within the responsibilities of the Committee.*

#### **DEPARTMENT MATTERS**

2. **Pickleball at Cameron Park Lake - discussion** (A. Pichly, M. Grassle)
  - neighbor concerns over noise generated by pickleball play
3. **Staff Oral & Written Updates**
  - a. Recreation Report (K. Vickers)
  - b. Parks & Facilities Report (M. Grassle)
4. **Items for June & Future Committee Agendas**
  - a. Conduct in Parks - Ordinance No. 2001-01
5. **Items to take to the Board of Directors**

#### **MATTERS TO AND FROM COMMITTEE MEMBERS**

#### **ADJOURNMENT**